

## JOHNS LYNG GROUP LTD

ISIN: AU000000JLG8 WKN: -

## Overview

2024/07/18 08:10:09

Price  
5.93 AUDDifference  -2.15% (-0.13)

## General attributes

ISIN	AU000000JLG8
Symbol	JLG
Exchange	Australian Securities Exchange
Currency	AUD
Sector	Financial
Security type	Stock
Market cap (m)	1,042 EUR
Benchmark	ASX ALL ORDINARIES INDEX

## Market data

Bid (Bid size)	5.93 AUD (271)
Ask (Ask size)	5.95 AUD (1,078)
Open	6.05 AUD
High	6.06 AUD
Low	5.925 AUD
Close (prev. day)	6.06 AUD
VWAP	5.985573 AUD
Volume (pcs)	260,083
Trading volume	1,556,201.45
Number of trades	2,926
Last size	-

## Futures and Options





Related Futures	-
Related Options	-

5y



Information about previous performance does not guarantee future performance.  
Source: FactSet

## Recent research

on sector			
Date		Headline	Download
2024/07/15		Aktienempfehlungen Global	
2024/07/12		Global Equity Ratings	
2024/07/09		Aktienempfehlungen Österreich	
2024/06/28		Equity Weekly	
2024/06/24		Aktienempfehlungen Österreich	

## Details

2024/07/18 08:10:09

## Price

5.93 AUD

Difference 📉 -2.15% (-0.13)

## General attributes

ISIN	AU000000JLG8
Symbol	JLG
Exchange	Australian Securities Exchange
Currency	AUD
Sector	Financial
Security type	Stock
Market cap (m)	1,042 EUR
Benchmark	ASX ALL ORDINARIES INDEX

## Market data

Bid (Bid size)	5.93 AUD (271)
Ask (Ask size)	5.95 AUD (1,078)
Open	6.05 AUD
High	6.06 AUD
Low	5.925 AUD
Close (prev. day)	6.06 AUD
VWAP	5.985573 AUD
Volume (pcs)	260,083
Trading volume	1,556,201.45
Number of trades	2,926
Last size	-

## Performance and Risk

	6m	1y	3y
Perf (%)	-10.75%	+13.91%	+18.51%
Perf (abs.)	-0.73	+0.74	+0.95
Beta	0.90	0.97	1.24
Volatility	36.42	32.72	40.17

5y



Information about previous performance does not guarantee future performance.  
Source: FactSet

## Price data

Ø price 5 days   Ø volume 5 days (pcs.)	5.96 AUD (430,147)
Ø price 30 days   Ø volume 30 days (pcs.)	5.84 AUD (471,690)
Ø price 100 days   Ø volume 100 days (pcs.)	5.97 AUD (735,600)
Ø price 250 days   Ø volume 250 days (pcs.)	6.13 AUD (682,851)
YTD High   date	7.29 AUD (2024/02/13)
YTD Low   date	5.50 AUD (2024/04/19)
52 Weeks High   date	7.29 AUD (2024/02/13)
52 Weeks Low   date	5.13 AUD (2023/08/01)

## Arbitrage views

Exchange <span>📍</span>	Date	Time	Price	Trading volume (mio.)	Number of trades
FINRA other OTC Issues	2024/05/15	18:02	4.11 USD	0.00	2
Australian Securities Exchange	2024/07/18	08:10	5.93 AUD	1.56	2,926

## Company profile

### Company Logo



### Company Profile

-

### Contact Details

JOHNS LYNG GROUP

--

----

Telefon: -

Fax: -

E-mail: -