



HUSQVARNA AB SER. B

ISIN: **SE0001662230** WKN:

-

Overview

2022/10/05 17:25:00

Price

62.67 SEK

Difference  -4.54% (-2.98)

General attributes

ISIN SE0001662230

Symbol HUSQ B

Exchange London Stock Exchange
European Trade Reporting

Currency SEK

Sector Other

Security type Stock

Market cap 2,666 EUR
(m)

Benchmark OMX STOCKHOLM 30 INDEX

Market data

Bid (Bid size) 61.36 SEK (8,000)

Ask (Ask size) 63.98 SEK (8,000)

Open 65.69 SEK

High 65.50 SEK

Low 65.50 SEK

Close (prev. day) 65.65 SEK

VWAP 65.50 SEK

Volume (pcs) 2,000,000

Trading volume 131,000,000.00

Number of trades 1

Last size -

Futures and Options

Related Futures 21

Related Options -











5y



Information about previous performance does not guarantee future performance.
Source: FactSet

Recent research

on sector

Date	Headline	Download
2022/10/05	 Global Equity Ratings	
2022/10/05	 Aktienempfehlungen Global	
2022/09/30	 Equity Weekly	
2022/09/26	 Global Equity Ratings	
2022/09/26	 Aktienempfehlungen Global	

Details

2022/10/05 17:25:00

Price

62.67 SEK

Difference  -4.54% (-2.98)

General attributes

ISIN	SE0001662230
Symbol	HUSQ B
Exchange	London Stock Exchange European Trade Reporting
Currency	SEK
Sector	Other
Security type	Stock
Market cap (m)	2,666 EUR
Benchmark	OMX STOCKHOLM 30 INDEX

Market data

Bid (Bid size)	61.36 SEK (8,000)
Ask (Ask size)	63.98 SEK (8,000)
Open	65.69 SEK
High	65.50 SEK
Low	65.50 SEK
Close (prev. day)	65.65 SEK
VWAP	65.50 SEK
Volume (pcs)	2,000,000
Trading volume	131,000,000.00
Number of trades	1
Last size	-

Performance and Risk

	6m	1y	3y
Perf (%)	-34.36%	-40.09%	-16.05%
Perf (abs.)	-32.81	-41.93	-11.98
Beta	1.48	1.25	1.01
Volatility	36.93	35.52	35.53

5y



Information about previous performance does not guarantee future performance.

Source: FactSet

Price data

Ø price 5 days Ø volume 5 days (pcs.)	62.90 SEK (936,233)
Ø price 30 days Ø volume 30 days (pcs.)	67.06 SEK (178,293)
Ø price 100 days Ø volume 100 days (pcs.)	76.72 SEK (55,586)
Ø price 250 days Ø volume 250 days (pcs.)	101.41 SEK (53,343)
YTD High date	143.35 SEK (2022/01/04)
YTD Low date	61.37 SEK (2022/09/23)
52 Weeks High date	145.30 SEK (2021/12/30)
52 Weeks Low date	61.37 SEK (2022/09/23)

Arbitrage views

Exchange 	Date	Time	Price	Trading volume (mio.)	Number of trades
Tradegate	2022/10/05	14:59	5.836 EUR	0.00	3
Stuttgart	2022/10/05	16:01	5.714 EUR	0.00	8
Nasdaq Stockholm	2022/10/05	17:29	62.72 SEK	67.06	2,820
Munich	2022/10/05	08:04	6.036 EUR	0.00	1
London Stock Exchange	2022/10/05	17:25	62.67 SEK	131.00	1

European Trade Reporting	10/05					
Hanover	2022/ 10/05	08:01	6.058	EUR	0.00	1
Frankfurt	2022/ 10/05	08:26	6.058	EUR	0.00	1
FINRA other OTC Issues	2022/ 09/28	21:03	5.75	USD	0.04	3
Duesseldorf	2022/ 10/05	18:30	5.816	EUR	0.00	10
Berlin	2022/ 10/05	18:46	5.836	EUR	0.00	12

Company profile

Company Logo



Contact Details

HUSQVARNA AB

--

Regeringsgatan 28 - 103 92 Stockholm

Telefon: 46-8-738-90-00

Fax: 46-8-738-94-50

E-mail: -

Company Profile

-

Members of Management Board

Henric Andersson Chairman of Managing Board

Brian Belanger Member of Executive Committee

Erik Winberg Member of Executive Committee

Glen Instone Member of Executive Committee

Karin Falk Member of Executive Committee

Leigh Dagberg Member of Executive Committee

Pavel Hajman Member of Executive Committee

Pär Åström Member of Executive Committee

Board of directors

Thomas Johnstone Chairman of Supervisory Board

Lars Ture Pettersson Member of Supervisory Board

Anders Köhler Member of Supervisory Board

Bengt Nodhäll Member of Supervisory Board

Bertrand Paul Neuschwander Member of Supervisory Board

Christine Robins Member of Supervisory Board

Daniel Tornberg Member of Supervisory Board

Ingrid Bonde Member of Supervisory Board

Katarina Martinson Member of Supervisory Board

Tina Hallberg Member of Supervisory Board