

ACKERMANS & VAN HAAREN N.V.

ISIN: **BE0003764785** WKN: **964739**

Overview

2024/07/12 17:30:00

Price

168.70 EUR

Difference  0.51% (0.85)

General attributes

ISIN	BE0003764785
Symbol	ACKB
Exchange	London Stock Exchange European Trade Reporting
Currency	EUR
Sector	Financial
Security type	Stock
Market cap (m)	5,512 EUR
Benchmark	BEL 20 INDEX

Market data

Bid (Bid size)	160.30 EUR (1,000)
Ask (Ask size)	177.10 EUR (1,000)
Open	168.60 EUR
High	168.70 EUR
Low	168.60 EUR
Close (prev. day)	167.85 EUR
VWAP	161.50 EUR
Volume (pcs)	60
Trading volume	-
Number of trades	3
Last size	-

Futures and Options






Related Futures	24
Related Options	-

5y



Information about previous performance does not guarantee future performance.
Source: FactSet

Recent research

on sector		on market		
Date		Headline		Download
2024/07/12		Global Equity Ratings		
2024/07/12		Aktienempfehlungen Global		
2024/07/09		Aktienempfehlungen Österreich		
2024/06/28		Equity Weekly		
2024/06/24		Aktienempfehlungen Österreich		

Details

2024/07/12 17:30:00

Price

168.70 EUR

Difference ▲ 0.51% (0.85)

General attributes

ISIN	BE0003764785
Symbol	ACKB
Exchange	London Stock Exchange European Trade Reporting
Currency	EUR
Sector	Financial
Security type	Stock
Market cap (m)	5,512 EUR
Benchmark	BEL 20 INDEX

Market data

Bid (Bid size)	160.30 EUR (1,000)
Ask (Ask size)	177.10 EUR (1,000)
Open	168.60 EUR
High	168.70 EUR
Low	168.60 EUR
Close (prev. day)	167.85 EUR
VWAP	161.50 EUR
Volume (pcs)	60
Trading volume	-
Number of trades	3
Last size	-

Performance and Risk

	6m	1y	3y
Perf (%)	+7.73%	+12.39%	+18.47%
Perf (abs.)	+12.10	+18.60	+26.30
Beta	0.87	0.68	0.77
Volatility	15.95	16.51	19.54

5y



Information about previous performance does not guarantee future performance.
Source: FactSet

Price data

Ø price 5 days Ø volume 5 days (pcs.)	167.89 EUR (0)
Ø price 30 days Ø volume 30 days (pcs.)	163.80 EUR (0)
Ø price 100 days Ø volume 100 days (pcs.)	161.95 EUR (0)
Ø price 250 days Ø volume 250 days (pcs.)	155.15 EUR (53)
YTD High date	171.25 EUR (2024/05/16)
YTD Low date	152.40 EUR (2024/01/22)
52 Weeks High date	171.25 EUR (2024/05/16)
52 Weeks Low date	135.75 EUR (2023/10/26)

All listings for ACKERMANS & VAN HAAREN N.V.

Exchange 📍	Date	Time	Price	Trading volume (mio.)	Number of trades
Vienna Stock Exchange	2024/07/12	15:30	169.20 EUR	0.00	4
Tradegate	2024/07/12	22:26	169.70 EUR	0.00	4
Stuttgart	2024/07/12	16:28	169.30 EUR	0.00	10
London Stock Exchange European Trade Reporting	2024/07/12	17:30	168.70 EUR	0.00	3
Hanover	2024/	08:01	168.50 EUR	0.00	3

	07/12					
Frankfurt	2024/ 07/12	08:27	168.70	EUR	0.00	2
FINRA other OTC Issues	2024/ 06/04	15:35	177.75	USD	0.00	1
Euronext Milan MTF Trading After Hours	-	-	-		0.00	-
Euronext Brussels	2024/ 07/12	17:35	170.30	EUR	7.52	749
Duesseldorf	2024/ 07/12	08:10	168.10	EUR	0.00	3
Berlin	2024/ 07/12	21:50	169.80	EUR	0.00	19

Company profile

Company Logo



Contact Details

ACKERMANS & VAN HAAREN NV

--

Begijnenvest 113 - 2000 Antwerp

Telefon: +32-3-231-87-70

Fax: +32-3-225-25-33

E-mail: info@avh.be

Company Profile

-

Members of Management Board

John-Eric Bertrand Chairman of Managing Board

Piet Dejonghe Chairman of Managing Board

An Herremans Member of Executive Committee

André-Xavier Cooreman Member of Executive Committee

Koen Janssen Member of Executive Committee

Piet Bevernage Member of Executive Committee

Tom Bamelis Member of Executive Committee

Board of directors

Luc Jacques Bertrand Chairman of Supervisory Board

Marion Debruyne Member of Supervisory Board

Bart Deckers Member of Supervisory Board

Deborah Janssens Member of Supervisory Board

Frank van Lierde Member of Supervisory Board

Frédéric van Haaren Member of Supervisory Board

Jacques Delen Member of Supervisory Board

Julien Pestiaux Member of Supervisory Board

Pierre Willaert Member of Supervisory Board

Sonali Chandmal Member of Supervisory Board

Thierry van Baren Member of Supervisory Board

Victoria Vandeputte Member of Supervisory Board