

INDUSTRIVÄRDEN AB SER. A

ISIN: SE0000190126 WKN: 5463448

Overview

2024/05/03 17:25:00

Price

350.60 SEK

Difference  -1.07% (-3.80)

General attributes

ISIN SE0000190126

Symbol INDU A

Exchange London Stock Exchange
European Trade Reporting

Currency SEK

Sector Financial

Security type Stock

Market cap (m) 12,940 EUR

Benchmark OMX STOCKHOLM 30 INDEX

Market data

Bid (Bid size) 343.20 SEK (3,000)

Ask (Ask size) 358.00 SEK (3,000)

Open 354.00 SEK

High 354.00 SEK

Low 350.60 SEK

Close (prev. day) 354.40 SEK

VWAP 357.20 SEK

Volume (pcs) -

Trading volume -

Number of trades 2

Last size -

Futures and Options

Related Futures -










Related Options -

5y



Information about previous performance does not guarantee future performance.
Source: FactSet

Recent research

on sector			
Date		Headline	Download
2024/05/03		Equity Weekly	
2024/04/29		Aktienempfehlungen Österreich	
2024/04/26		Global Equity Ratings	
2024/04/26		Aktienempfehlungen Global	
2024/04/19		Equity Weekly	

Details

2024/05/03 17:25:00

Price

350.60 SEK

Difference ▼ -1.07% (-3.80)

General attributes

ISIN SE0000190126

Symbol INDU A

Exchange London Stock Exchange
European Trade Reporting

Currency SEK

Sector Financial

Security type Stock

Market cap (m) 12,940 EUR

Benchmark OMX STOCKHOLM 30 INDEX

Market data

Bid (Bid size) 343.20 SEK (3,000)

Ask (Ask size) 358.00 SEK (3,000)

Open 354.00 SEK

High 354.00 SEK

Low 350.60 SEK

Close (prev. day) 354.40 SEK

VWAP 357.20 SEK

Volume (pcs) -

Trading volume -

Number of trades 2

Last size -

Performance and Risk

	6m	1y	3y
Perf (%)	+19.72%	+20.88%	+7.09%
Perf (abs.)	+57.75	+60.55	+23.20
Beta	1.06	1.05	1.06
Volatility	14.64	15.61	21.84

5y



Information about previous performance does not guarantee future performance.
Source: FactSet

Price data

Ø price 5 days Ø volume 5 days (pcs.)	353.46 SEK (300)
Ø price 30 days Ø volume 30 days (pcs.)	360.89 SEK (3,050)
Ø price 100 days Ø volume 100 days (pcs.)	343.95 SEK (9,805)
Ø price 250 days Ø volume 250 days (pcs.)	313.53 SEK (5,659)
YTD High date	377.50 SEK (2024/03/15)
YTD Low date	314.30 SEK (2024/01/17)
52 Weeks High date	377.50 SEK (2024/03/15)
52 Weeks Low date	276.25 SEK (2023/10/23)

Arbitrage views

Exchange	Date	Time	Price	Trading volume (mio.)	Number of trades
Tradegate	2024/05/03	22:26	30.32 EUR	0.00	1
Stuttgart	2024/05/03	15:35	30.06 EUR	0.00	11
Nasdaq Stockholm	2024/05/03	17:29	352.00 SEK	30.91	761
Munich	2024/05/03	08:03	30.26 EUR	0.00	1
London Stock Exchange	2024/	17:25	350.60 SEK	0.00	2

European Trade Reporting	05/03					
Hanover	2024/ 05/03	08:00	30.22 EUR	0.00		1
Frankfurt	2024/ 05/03	08:06	30.18 EUR	0.00		2
FINRA other OTC Issues	2024/ 04/03	19:59	36.87 USD	0.02		2
Duesseldorf	2024/ 05/03	19:31	30.18 EUR	0.00		7
Berlin	2024/ 05/03	21:43	30.28 EUR	0.00		18

Company profile

Company Logo



Contact Details

INDUSTRIVAERDEN AB

--

Telefon: -

Fax: -

E-mail: -

Company Profile

-

Members of Management Board

Helena Stjernholm Chairman of Managing Board

Jan Öhman Member of Executive Committee

Jennie Knutsson Member of Executive Committee

Karl Åberg Member of Executive Committee

Sverker Sivall Member of Executive Committee

Board of directors

Lars Fredrik Elis Lundberg Chairman of Supervisory Board

Lars Ture Pettersson Member of Supervisory Board

Bengt David Harry Kjell Member of Supervisory Board

Fredrik Persson Member of Supervisory Board

Gustav Christian Caspar Member of Supervisory Board

Katarina Martinson Member of Supervisory Board

Marika Fredriksson Member of Supervisory Board

Pär Boman Member of Supervisory Board