

KONINKLIJKE KPN NV

ISIN: NL0000009082 WKN: 000908

Overview

2024/07/26 15:30:44

Price
3.625 EURDifference  -1.36% (-0.05)

General attributes

ISIN	NL0000009082
Symbol	KPN
Exchange	Vienna Stock Exchange
Currency	EUR
Sector	Telecommunications
Security type	Stock
Market cap (m)	14,332 EUR
Benchmark	AMSTERDAM EXCHANGES INDEX

Market data

Bid (Bid size)	-
Ask (Ask size)	-
Open	3.607 EUR
High	3.628 EUR
Low	3.607 EUR
Close (prev. day)	3.675 EUR
VWAP	3.621 EUR
Volume (pcs)	0
Trading volume	0.00
Number of trades	4
Last size	0

Futures and Options











Related Futures	39
Related Options	-

5y



Information about previous performance does not guarantee future performance.
Source: FactSet

Recent research

on sector		on market	
Date		Headline	Download
2024/07/24		Global Equity Ratings	
2024/07/24		Aktienempfehlungen Global	
2024/07/19		Equity Weekly	
2024/07/15		Aktienempfehlungen Global	
2024/07/12		Global Equity Ratings	

Details

2024/07/26 15:30:44

Price

3.625 EUR

Difference ▼ -1.36% (-0.05)

General attributes

ISIN	NL0000009082
Symbol	KPN
Exchange	Vienna Stock Exchange
Currency	EUR
Sector	Telecommunications
Security type	Stock
Market cap (m)	14,332 EUR
Benchmark	AMSTERDAM EXCHANGES INDEX

Market data

Bid (Bid size)	-
Ask (Ask size)	-
Open	3.607 EUR
High	3.628 EUR
Low	3.607 EUR
Close (prev. day)	3.675 EUR
VWAP	3.621 EUR
Volume (pcs)	0
Trading volume	0.00
Number of trades	4
Last size	0

Performance and Risk

	6m	1y	3y
Perf (%)	+14.68%	+9.78%	+34.86%
Perf (abs.)	+0.46	+0.32	+0.94
Beta	0.12	0.12	0.14
Volatility	15.48	13.65	17.17

5y



Information about previous performance does not guarantee future performance.
Source: FactSet

Price data

Ø price 5 days Ø volume 5 days (pcs.)	3.694 EUR (0)
Ø price 30 days Ø volume 30 days (pcs.)	3.632 EUR (164)
Ø price 100 days Ø volume 100 days (pcs.)	3.488 EUR (199)
Ø price 250 days Ø volume 250 days (pcs.)	3.329 EUR (130)
YTD High date	3.789 EUR (2024/07/22)
YTD Low date	3.114 EUR (2024/01/10)
52 Weeks High date	3.789 EUR (2024/07/22)
52 Weeks Low date	3.085 EUR (2023/09/28)

All listings for KONINKLIJKE KPN NV

Exchange	Date	Time	Price	Trading volume (mio.)	Number of trades
Vienna Stock Exchange	2024/07/26	15:30	3.625 EUR	0.00	4
Tradegate	2024/07/26	22:26	3.645 EUR	0.00	9
Stuttgart	2024/07/26	08:17	3.61 EUR	0.00	3
Munich	2024/07/26	08:00	3.613 EUR	0.00	2
London Stock Exchange	2024/	17:30	3.602 EUR	0.00	2

European Trade Reporting	07/26					
Hanover	2024/ 07/26	08:01	3.61 EUR	0.00		3
Hamburg	2024/ 07/26	08:01	3.61 EUR	0.00		3
Frankfurt	2024/ 07/26	08:10	3.613 EUR	0.00		2
FINRA other OTC Issues	2024/ 07/26	21:53	4.00 USD	0.04		15
Euronext Milan MTF Trading After Hours	-	-	-	0.00		-
Euronext Amsterdam	2024/ 07/26	17:35	3.634 EUR	21.73		1,977
Duesseldorf	2024/ 07/26	08:10	3.602 EUR	0.00		3
Berlin	2024/ 07/26	08:13	3.61 EUR	0.00		3

Company profile

Company Logo



Contact Details

ROYAL KPN NV

--

Wilhelminakade 123 - 3072 AP Rotterdam

Telefon: +31-70-343-43-43

Fax: +

E-mail: press@kpn.com

Company Profile

-

Members of Management Board

Joost Farwerck Chairman of Managing Board

Chantal Vergouw Member of Executive Committee

Chris Figee Member of Executive Committee

Hilde Garsen Member of Executive Committee

Marieke Snoep Member of Executive Committee

Wouter Stammeijer Member of Executive Committee

Board of directors

Gerard J. A. van de Aast Chairman of Supervisory Board

Kitty Koelemeijer Member of Supervisory Board

Beschier Jacob Noteboom Member of Supervisory Board

Edzard Overbeek Member of Supervisory Board

Frank Heemskerk Member of Supervisory Board

Herman Dijkhuizen Member of Supervisory Board

Jolande C. M. Sap Member of Supervisory Board

Marga de Jager Member of Supervisory Board