

A2A SPA

ISIN: IT0001233417

WKN: MTA-AEM

Overview

2024/04/26 09:05:12

Price
1.7935 EURDifference  -1.65% (-0.03)

General attributes

ISIN	IT0001233417
Symbol	A2A
Exchange	Vienna Stock Exchange
Currency	EUR
Sector	Utilities
Security type	Stock
Market cap (m)	5,609 EUR
Benchmark	FTSE MIB INDEX

Market data

Bid (Bid size)	-
Ask (Ask size)	-
Open	1.7935 EUR
High	1.7935 EUR
Low	1.7935 EUR
Close (prev. day)	1.8235 EUR
VWAP	1.6375 EUR
Volume (pcs)	0
Trading volume	0.00
Number of trades	3
Last size	0

Futures and Options





Related Futures	23
Related Options	-

5y



Information about previous performance does not guarantee future performance.
Source: FactSet

Recent research

on sector		on market	
Date		Headline	Download
2024/04/26		Global Equity Ratings	
2024/04/26		Aktienempfehlungen Global	
2024/04/15		Aktienempfehlungen Österreich	
2024/04/03		Global Equity Ratings	
2024/04/03		Aktienempfehlungen Global	

Details

2024/04/26 09:05:12

Price

1.7935 EUR

Difference ▼ -1.65% (-0.03)

General attributes

ISIN	IT0001233417
Symbol	A2A
Exchange	Vienna Stock Exchange
Currency	EUR
Sector	Utilities
Security type	Stock
Market cap (m)	5,609 EUR
Benchmark	FTSE MIB INDEX

Market data

Bid (Bid size)	-
Ask (Ask size)	-
Open	1.7935 EUR
High	1.7935 EUR
Low	1.7935 EUR
Close (prev. day)	1.8235 EUR
VWAP	1.6375 EUR
Volume (pcs)	0
Trading volume	0.00
Number of trades	3
Last size	0

Performance and Risk

	6m	1y	3y
Perf (%)	+3.13%	+13.33%	+13.51%
Perf (abs.)	+0.05	+0.21	+0.21
Beta	0.69	0.76	0.78
Volatility	20.31	20.76	24.81

5y



Information about previous performance does not guarantee future performance.
Source: FactSet

Price data

Ø price 5 days Ø volume 5 days (pcs.)	1.7879 EUR (0)
Ø price 30 days Ø volume 30 days (pcs.)	1.6759 EUR (167)
Ø price 100 days Ø volume 100 days (pcs.)	1.7649 EUR (50)
Ø price 250 days Ø volume 250 days (pcs.)	1.7356 EUR (44)
YTD High date	1.9225 EUR (2024/01/11)
YTD Low date	1.6180 EUR (2024/03/22)
52 Weeks High date	1.9915 EUR (2023/11/29)
52 Weeks Low date	1.5250 EUR (2023/05/26)

All listings for A2A SPA

Exchange	Date	Time	Price	Trading volume (mio.)	Number of trades
Vienna Stock Exchange	2024/04/26	09:05	1.7935 EUR	0.00	3
Tradegate	2024/04/26	22:26	1.793 EUR	0.00	1
Stuttgart	2024/04/26	17:15	1.755 EUR	0.00	16
Munich	2024/04/26	08:11	1.7915 EUR	0.00	1
London Stock Exchange	2024/	17:30	1.7935 EUR	0.00	2

European Trade Reporting	04/26					
Frankfurt	2024/ 04/26	08:08	1.785 EUR	0.00		2
FINRA other OTC Issues	2022/ 05/27	15:30	1.22 USD	0.00		1
Euronext Milan MTF Trading After Hours	2024/ 04/24	20:23	1.8205 EUR	0.04		13
Euronext Milan	2024/ 04/26	17:44	1.7905 EUR	19.80		3,122
Duesseldorf	2024/ 04/26	19:31	1.776 EUR	0.00		7
Berlin	2024/ 04/26	21:50	1.7915 EUR	0.00		18

Company profile

Company Logo



Contact Details

A2A SPA

--

Corso di Porta Vittoria, 4 - 20122 Milan

Telefon: +39-2-77201

Fax: +39-2-7203920

E-mail: -

Company Profile

-

Members of Management Board

Renato Mazzoncini	Chairman of Managing Board
Luca Moroni	Member of Executive Committee

Board of directors

Roberto Tasca	Chairman of Supervisory Board
Vincenzo Cariello	Member of Supervisory Board
Alessandro Zunino	Member of Supervisory Board
Elisabetta Cristiana Bombana	Member of Supervisory Board
Elisabetta Pistis	Member of Supervisory Board
Fabio Lavini	Member of Supervisory Board
Giovanni Comboni	Member of Supervisory Board
Maria Speranza	Member of Supervisory Board
Maria Elisa D'Amico	Member of Supervisory Board
Mario Motta	Member of Supervisory Board
Susanna Dorigoni	Member of Supervisory Board