

## GRIFOLS SA

ISIN: ES0171996087

WKN: -

## Overview

2024/07/16 13:00:28

Price  
9.142 EURDifference  -2.02% (-0.19)

## General attributes

ISIN	ES0171996087
Symbol	GRF
Exchange	Vienna Stock Exchange
Currency	EUR
Sector	Chemical / Pharmaceutical / Health
Security type	Stock
Market cap (m)	5,955 EUR
Benchmark	IBEX 35

## Market data

Bid (Bid size)	9.00 EUR (1,091)
Ask (Ask size)	9.058 EUR (1,091)
Open	9.166 EUR
High	9.226 EUR
Low	9.142 EUR
Close (prev. day)	9.33 EUR
VWAP	9.182 EUR
Volume (pcs)	0
Trading volume	0.00
Number of trades	3
Last size	0

## Futures and Options









Related Futures	39
Related Options	-

5y



Information about previous performance does not guarantee future performance.  
Source: FactSet

## Recent research

on sector		on market	
Date		Headline	Download
2024/07/15		Aktienempfehlungen Global	
2024/07/12		Global Equity Ratings	
2024/07/09		Aktienempfehlungen Österreich	
2024/06/24		Aktienempfehlungen Österreich	
2024/06/21		Global Equity Ratings	

## Details

2024/07/16 13:00:28

## Price

9.142 EUR

Difference ▼ -2.02% (-0.19)

## General attributes

ISIN	ES0171996087
Symbol	GRF
Exchange	Vienna Stock Exchange
Currency	EUR
Sector	Chemical / Pharmaceutical / Health
Security type	Stock
Market cap (m)	5,955 EUR
Benchmark	IBEX 35

## Market data

Bid (Bid size)	9.00 EUR (1,091)
Ask (Ask size)	9.058 EUR (1,091)
Open	9.166 EUR
High	9.226 EUR
Low	9.142 EUR
Close (prev. day)	9.33 EUR
VWAP	9.182 EUR
Volume (pcs)	0
Trading volume	0.00
Number of trades	3
Last size	0

## Performance and Risk

	6m	1y	3y
Perf (%)	+0.17%	-25.30%	-54.75%
Perf (abs.)	+0.02	-3.16	-11.29
Beta	1.74	1.96	1.13
Volatility	100.10	84.02	62.29

5y



Information about previous performance does not guarantee future performance.  
Source: FactSet

## Price data

Ø price 5 days   Ø volume 5 days (pcs.)	9.809 EUR (0)
Ø price 30 days   Ø volume 30 days (pcs.)	9.208 EUR (82)
Ø price 100 days   Ø volume 100 days (pcs.)	9.106 EUR (142)
Ø price 250 days   Ø volume 250 days (pcs.)	11.113 EUR (83)
YTD High   date	15.455 EUR (2024/01/02)
YTD Low   date	6.576 EUR (2024/03/06)
52 Weeks High   date	15.505 EUR (2023/12/29)
52 Weeks Low   date	6.576 EUR (2024/03/06)

## Arbitrage views

Exchange	Date	Time	Price	Trading volume (mio.)	Number of trades
Vienna Stock Exchange	2024/07/16	13:00	9.142 EUR	0.00	3
Tradegate	2024/07/16	13:50	9.032 EUR	0.10	27
Stuttgart	2024/07/16	08:00	9.17 EUR	0.00	1
Munich	2024/07/16	08:29	9.352 EUR	0.00	1
London Stock Exchange	2024/	08:59	9.302 EUR	0.00	1

European Trade Reporting	07/16					
Hanover	2024/ 07/16	08:21	8.986 EUR	0.00		1
Frankfurt	2024/ 07/16	08:47	8.986 EUR	0.00		1
FINRA other OTC Issues	2024/ 07/11	21:27	10.40 USD	0.00		1
Duesseldorf	2024/ 07/16	12:31	9.14 EUR	0.00		3
Berlin	2024/ 07/16	13:25	9.07 EUR	0.00		8
BME Continuous Market	2024/ 07/15	17:35	9.21 EUR	31.08		7,052

## Company profile

### Company Logo

# GRIFOLS

### Contact Details

GRIFOLS SA

- -

Avinguda de la Generalitat, 152-158, Parc de Negocis Can Sant Joan - 08174 Barcelona

Telefon: +34-93-571-02-21

Fax: +34-93-571-02-67

E-mail: -

### Company Profile

-

#### Members of Management Board

Nacho Abia	Chairman of Managing Board
Raimon Grifols Roura	Member of Executive Committee
Thomas Glanzmann	Member of Executive Committee
Víctor Grifols Deu	Member of Executive Committee

#### Board of directors

Thomas Heinrich Glanzmann	Chairman of Supervisory Board
Enriqueta Felip Font	Member of Supervisory Board
Albert Coma-Cros	Member of Supervisory Board
Anne-Catherine Berner	Member of Supervisory Board
Carina Szpilka Lázaro	Member of Supervisory Board
Claire Giraut	Member of Supervisory Board
James Costos	Member of Supervisory Board
Montserrat Muñoz Abellana	Member of Supervisory Board
Susana González Rodríguez	Member of Supervisory Board
Tomás Dagá Gelabert	Member of Supervisory Board
Íñigo Sánchez-Asiaín Mardones	Member of Supervisory Board