

## SILVER VIPER MINERALS CORP.

ISIN: CA8283341029 WKN: -

## Overview

2024/07/26 08:10:21

Price  
0.0005 EURDifference  -98.33% (-0.03)

## General attributes

ISIN	CA8283341029
Symbol	VIPR
Exchange	Frankfurt
Currency	EUR
Sector	Energy / Commodities
Security type	Stock
Market cap (m)	9 EUR
Benchmark	S&P/TSX 60 INDEX

## Market data

Bid (Bid size)	-
Ask (Ask size)	-
Open	0.0005 EUR
High	0.0005 EUR
Low	0.0005 EUR
Close (prev. day)	0.03 EUR
VWAP	0.0515 EUR
Volume (pcs)	0
Trading volume	0.00
Number of trades	2
Last size	0

## Futures and Options











Related Futures	-
Related Options	-

5y



Information about previous performance does not guarantee future performance.  
Source: FactSet

## Recent research

on sector			
Date		Headline	Download
2024/07/26		Equity Weekly	
2024/07/24		Global Equity Ratings	
2024/07/24		Aktienempfehlungen Global	
2024/07/15		Aktienempfehlungen Global	
2024/07/12		Equity Weekly	

## Details

2024/07/26 08:10:21

## Price

0.0005 EUR

Difference 📉 -98.33% (-0.03)

## General attributes

ISIN	CA8283341029
Symbol	VIPR
Exchange	Frankfurt
Currency	EUR
Sector	Energy / Commodities
Security type	Stock
Market cap (m)	9 EUR
Benchmark	S&P/TSX 60 INDEX

## Market data

Bid (Bid size)	-
Ask (Ask size)	-
Open	0.0005 EUR
High	0.0005 EUR
Low	0.0005 EUR
Close (prev. day)	0.03 EUR
VWAP	0.0515 EUR
Volume (pcs)	0
Trading volume	0.00
Number of trades	2
Last size	0

## Performance and Risk

	6m	1y	3y
Perf (%)	-99.00%	-99.38%	-99.85%
Perf (abs.)	-0.05	-0.08	-0.34
Beta	-0.39	0.05	1.45
Volatility	1,433.98	1,048.83	619.09

5y



Information about previous performance does not guarantee future performance.  
Source: FactSet

## Price data

Ø price 5 days   Ø volume 5 days (pcs.)	0.0064 EUR (0)
Ø price 30 days   Ø volume 30 days (pcs.)	0.0265 EUR (397)
Ø price 100 days   Ø volume 100 days (pcs.)	0.0366 EUR (2,740)
Ø price 250 days   Ø volume 250 days (pcs.)	0.0445 EUR (2,226)
YTD High   date	0.0875 EUR (2024/04/04)
YTD Low   date	0.0005 EUR (2024/07/17)
52 Weeks High   date	0.1000 EUR (2023/11/29)
52 Weeks Low   date	0.0005 EUR (2024/07/17)

## All listings for SILVER VIPER MINERALS CORP.

Exchange	Date	Time	Price	Trading volume (mio.)	Number of trades
TSX Venture Exchange	2024/07/26	16:52	0.07 CAD	0.02	7
Stuttgart	2024/07/26	14:44	0.044 EUR	0.00	3
Munich	2024/07/26	08:02	0.041 EUR	0.00	1
Frankfurt	2024/07/26	08:10	0.0005 EUR	0.00	2
FINRA other OTC	2024/07/26	16:51	0.0505 USD	0.01	11

Issues	26					
Duesseldorf	2024/07/26	19:32	0.0435	EUR	0.00	5
Berlin	2024/07/26	20:22	0.047	EUR	0.00	13

## Company profile

### Company Logo



### Company Profile

-

### Contact Details

SILVER VIPER MINERALS

--

----

Telefon: -

Fax: -

E-mail: -