

CYBERAGENT INC.

ISIN: JP3311400000 WKN: 4751

Overview

2024/05/31 22:02:09

Price
5.55 EURDifference  -0.89% (-0.05)

General attributes

ISIN	JP3311400000
Symbol	4751
Exchange	Tradegate
Currency	EUR
Sector	-
Security type	Stock
Market cap (m)	2,816 EUR
Benchmark	NIKKEI 225

Market data

Bid (Bid size)	5.50 EUR (911)
Ask (Ask size)	5.60 EUR (888)
Open	5.55 EUR
High	5.55 EUR
Low	5.55 EUR
Close (prev. day)	5.60 EUR
VWAP	6.08684 EUR
Volume (pcs)	-
Trading volume	-
Number of trades	1
Last size	-

Futures and Options






Related Futures	-
Related Options	-

5y



Information about previous performance does not guarantee future performance.
Source: FactSet

Recent research

on market			
Date		Headline	Download
2024/02/22		Aktienempfehlungen Global	
2024/02/22		Global Equity Ratings	
2023/10/27		Global Equity Ratings	
2023/10/27		Aktienempfehlungen Global	
2023/09/29		Global Equity Ratings	

Details

2024/05/31 22:02:09

Price

5.55 EUR

Difference ▼ -0.89% (-0.05)

General attributes

ISIN	JP3311400000
Symbol	4751
Exchange	Tradegate
Currency	EUR
Sector	-
Security type	Stock
Market cap (m)	2,816 EUR
Benchmark	NIKKEI 225

Market data

Bid (Bid size)	5.50 EUR (911)
Ask (Ask size)	5.60 EUR (888)
Open	5.55 EUR
High	5.55 EUR
Low	5.55 EUR
Close (prev. day)	5.60 EUR
VWAP	6.08684 EUR
Volume (pcs)	-
Trading volume	-
Number of trades	1
Last size	-

Performance and Risk

	6m	1y	3y
Perf (%)	+0.90%	-13.85%	-65.64%
Perf (abs.)	+0.05	-0.90	-10.70
Beta	0.71	0.71	0.97
Volatility	45.23	42.95	39.44

5y



Information about previous performance does not guarantee future performance.
Source: FactSet

Price data

Ø price 5 days Ø volume 5 days (pcs.)	5.68 EUR (0)
Ø price 30 days Ø volume 30 days (pcs.)	5.97 EUR (106)
Ø price 100 days Ø volume 100 days (pcs.)	6.21 EUR (188)
Ø price 250 days Ø volume 250 days (pcs.)	5.92 EUR (168)
YTD High date	6.95 EUR (2024/04/24)
YTD Low date	5.50 EUR (2024/05/29)
52 Weeks High date	7.50 EUR (2023/06/22)
52 Weeks Low date	4.84 EUR (2023/10/11)

Arbitrage views

Exchange ⊕	Date	Time	Price	Trading volume (mio.)	Number of trades
Tradegate	2024/05/31	22:02	5.55 EUR	0.00	1
Tokyo Stock Exchange	2024/05/31	08:00	945.50 JPY	57.30	13,089
Stuttgart	2024/05/31	08:15	5.50 EUR	0.00	3
Munich	2024/05/31	08:15	5.55 EUR	0.00	1
Hanover	2024/05/31	08:10	5.55 EUR	0.00	1

	31					
Frankfurt	2024/05/ 31	08:16	5.55 EUR	0.00		2
FINRA other OTC Issues	2024/05/ 15	17:35	6.535 USD	0.00		1
Duesseldorf	2024/05/ 31	19:31	5.45 EUR	0.00		7
Berlin	2024/05/ 31	21:05	5.55 EUR	0.00		7

Company profile

Company Logo

Contact Details

CYBER AGENT

--

Telefon: -

Fax: -

E-mail: -

Company Profile

-