

MARATHON OIL CORPORATION COM USD1.00

ISIN: **US5658491064** WKN: **565849106**

Overview

2024/07/26 15:44:02

Price
25.695 EURDifference  -0.29% (-0.08)

General attributes

ISIN	US5658491064
Symbol	MRO
Exchange	Stuttgart
Currency	EUR
Sector	Energy / Commodities
Security type	Stock
Market cap (m)	14,487 EUR
Benchmark	S&P 500

Market data

Bid (Bid size)	- (0)
Ask (Ask size)	- (0)
Open	25.475 EUR
High	25.695 EUR
Low	25.475 EUR
Close (prev. day)	25.77 EUR
VWAP	-
Volume (pcs)	0
Trading volume	0.00
Number of trades	5
Last size	0

Futures and Options










Related Futures	-
Related Options	-

5y



Information about previous performance does not guarantee future performance.
Source: FactSet

Recent research

on sector		on market	
Date		Headline	Download
2024/07/26		Equity Weekly	
2024/07/24		Global Equity Ratings	
2024/07/24		Aktienempfehlungen Global	
2024/07/15		Aktienempfehlungen Global	
2024/07/12		Equity Weekly	

Details

2024/07/26 15:44:02

Price

25.695 EUR

Difference ▼ -0.29% (-0.08)

General attributes

ISIN	US5658491064
Symbol	MRO
Exchange	Stuttgart
Currency	EUR
Sector	Energy / Commodities
Security type	Stock
Market cap (m)	14,487 EUR
Benchmark	S&P 500

Market data

Bid (Bid size)	- (0)
Ask (Ask size)	- (0)
Open	25.475 EUR
High	25.695 EUR
Low	25.475 EUR
Close (prev. day)	25.77 EUR
VWAP	-
Volume (pcs)	0
Trading volume	0.00
Number of trades	5
Last size	0

Performance and Risk

	6m	1y	3y
Perf (%)	+20.92%	+9.57%	+158.19%
Perf (abs.)	+4.45	+2.25	+15.74
Beta	0.29	0.39	0.90
Volatility	26.73	29.29	44.46

5y



Information about previous performance does not guarantee future performance.
Source: FactSet

Price data

Ø price 5 days Ø volume 5 days (pcs.)	25.758 EUR (0)
Ø price 30 days Ø volume 30 days (pcs.)	26.151 EUR (5)
Ø price 100 days Ø volume 100 days (pcs.)	25.481 EUR (29)
Ø price 250 days Ø volume 250 days (pcs.)	24.143 EUR (29)
YTD High date	27.605 EUR (2024/04/11)
YTD Low date	20.000 EUR (2024/01/22)
52 Weeks High date	27.605 EUR (2024/04/11)
52 Weeks Low date	20.000 EUR (2024/01/22)

Arbitrage views

Exchange ⊕	Date	Time	Price	Trading volume (mio.)	Number of trades
Xetra	2023/09/08	17:35	25.70 EUR	0.00	4
Tradegate	2024/07/26	22:26	25.675 EUR	0.00	1
Stuttgart	2024/07/26	15:44	25.695 EUR	0.00	5
NYSE	2024/07/26	22:00	27.87 USD	123.30	32,038
Munich	2024/08/02	08:02	25.83 EUR	0.00	1

	07/26					
London Stock Exchange	2023/ 12/28	16:45	24.64 USD	0.01		1
Frankfurt	2024/ 07/26	08:03	25.485 EUR	0.00		2
Euronext Milan MTF Trading After Hours	-	-	-	0.00		-
Euronext Milan MTF Global Equity Market	2024/ 07/26	17:44	25.54 EUR	0.00		1
Duesseldorf	2024/ 07/26	19:30	25.72 EUR	0.00		7
Berlin	2024/ 07/26	08:08	25.47 EUR	0.00		3

Company profile

Company Logo



Contact Details

MARATHON OIL CORP.

--

990 Town & Country Boulevard -
77024-2217 Houston

Telefon: +1-713-629-6600

Fax: +

E-mail: -

Company Profile

-

Members of Management Board

Brent Smolik	Member of Board of Directors
Chadwick Deaton	Member of Board of Directors
Holli Ladhani	Member of Board of Directors
M. Hyland	Member of Board of Directors
Marcela Donadio	Member of Board of Directors
Mark McCollum	Member of Board of Directors
Shawn Williams	Member of Board of Directors
Lee M. Tillman	Chairman of Managing Board
Bruce McCullough	Member of Executive Committee
Dane Whitehead	Member of Executive Committee
Kim Warnica	Member of Executive Committee
Mike Henderson	Member of Executive Committee
Patrick J. Wagner	Member of Executive Committee
Rob White	Member of Executive Committee