

ROVIO ENTERTAINMENT OYJ NPV

ISIN: **FI4000266804** WKN: -

Overview

2022/09/29 08:03:21

Price
5.56 EURDifference  0.00% (0.00)

General attributes

ISIN	FI4000266804
Symbol	ROVIO
Exchange	Munich
Currency	EUR
Sector	-
Security type	Stock
Market cap (m)	456 EUR
Benchmark	OMX HELSINKI 25

Market data

Bid (Bid size)	-
Ask (Ask size)	-
Open	5.56 EUR
High	5.56 EUR
Low	5.56 EUR
Close (prev. day)	5.56 EUR
VWAP	7.32 EUR
Volume (pcs)	0
Trading volume	0.00
Number of trades	1
Last size	0

Futures and Options

Related Futures	-
Related Options	183









5y



Information about previous performance does not guarantee future performance.
Source: FactSet

Recent research

on market

Date	Headline	Download
2022/09/26	 Global Equity Ratings	
2022/09/26	 Aktienempfehlungen Global	
2022/09/06	 Marktkommentar	
2022/09/01	 Global Equity Ratings	
2022/09/01	 Aktienempfehlungen Global	

Details

2022/09/29 08:03:21

Price

5.56 EUR

Difference ➔ 0.00% (0.00)

General attributes

ISIN	FI4000266804
Symbol	ROVIO
Exchange	Munich
Currency	EUR
Sector	-
Security type	Stock
Market cap (m)	456 EUR
Benchmark	OMX HELSINKI 25

Market data

Bid (Bid size)	-
Ask (Ask size)	-
Open	5.56 EUR
High	5.56 EUR
Low	5.56 EUR
Close (prev. day)	5.56 EUR
VWAP	7.32 EUR
Volume (pcs)	0
Trading volume	0.00
Number of trades	1
Last size	0

Performance and Risk

	6m	1y	3y
Perf (%)	-26.01%	-7.26%	+36.07%
Perf (abs.)	-1.96	-0.44	+1.47
Beta	0.59	0.63	0.55
Volatility	36.48	34.87	34.78

5y



Information about previous performance does not guarantee future performance.
Source: FactSet

Price data

Ø price 5 days Ø volume 5 days (pcs.)	5.51 EUR (0)
Ø price 30 days Ø volume 30 days (pcs.)	5.81 EUR (0)
Ø price 100 days Ø volume 100 days (pcs.)	6.80 EUR (0)
Ø price 250 days Ø volume 250 days (pcs.)	6.96 EUR (1)
YTD High date	9.31 EUR (2022/05/05)
YTD Low date	5.43 EUR (2022/09/23)
52 Weeks High date	9.31 EUR (2022/05/05)
52 Weeks Low date	5.43 EUR (2022/09/23)

Arbitrage views

Exchange ⊕	Date	Time	Price	Trading volume (mio.)	Number of trades
Tradegate	2022/09/29	22:02	5.53 EUR	0.00	1
Stuttgart	2022/09/29	10:30	5.48 EUR	0.00	5
Nasdaq Helsinki	2022/09/29	17:29	5.50 EUR	0.86	710
Munich	2022/09/29	08:03	5.56 EUR	0.00	1
London Stock Exchange	2022/	17:25	5.48 EUR	0.00	2

European Trade Reporting	09/29					
Frankfurt	2022/ 09/29	09:16	5.515	EUR	0.00	1
FINRA other OTC Issues	2021/ 04/21	20:15	7.98	USD	0.00	1
Duesseldorf	2022/ 09/29	21:01	5.465	EUR	0.00	11
Berlin	2022/ 09/29	21:34	5.515	EUR	0.00	15

Company profile

Company Logo

Contact Details

ROVIO ENTERTAINMENT OYJ

--

Telefon: -

Fax: -

E-mail: -

Company Profile

-