

## ROVIO ENTERTAINMENT OYJ NPV

ISIN: **FI4000266804** WKN: -

## Overview

2022/08/12 17:29:32

Price  
6.19 EURDifference  -4.77% (-0.31)

## General attributes

ISIN	FI4000266804
Symbol	ROVIO
Exchange	Nasdaq Helsinki
Currency	EUR
Sector	-
Security type	Stock
Market cap (m)	514 EUR
Benchmark	OMX HELSINKI 25

## Market data

Bid (Bid size)	6.185 EUR (580)
Ask (Ask size)	6.205 EUR (385)
Open	6.405 EUR
High	6.405 EUR
Low	6.14 EUR
Close (prev. day)	6.50 EUR
VWAP	6.223098 EUR
Volume (pcs)	531,881
Trading volume	3,309,876.78
Number of trades	2,445
Last size	157

## Futures and Options






Related Futures	-
Related Options	195

5y



Information about previous performance does not guarantee future performance.  
Source: FactSet

## Recent research

on market		
Date	Headline	Download
2022/08/08	 Global Equity Ratings	
2022/08/08	 Aktienempfehlungen Global	
2022/08/08	 Marktkommentar	
2022/07/25	 Global Equity Ratings	
2022/07/25	 Aktienempfehlungen Global	

## Details

2022/08/12 17:29:32

## Price

6.19 EUR

Difference  -4.77% (-0.31)

## General attributes

ISIN	FI4000266804
Symbol	ROVIO
Exchange	Nasdaq Helsinki
Currency	EUR
Sector	-
Security type	Stock
Market cap (m)	514 EUR
Benchmark	OMX HELSINKI 25

## Market data

Bid (Bid size)	6.185 EUR (580)
Ask (Ask size)	6.205 EUR (385)
Open	6.405 EUR
High	6.405 EUR
Low	6.14 EUR
Close (prev. day)	6.50 EUR
VWAP	6.223098 EUR
Volume (pcs)	531,881
Trading volume	3,309,876.78
Number of trades	2,445
Last size	157

## Performance and Risk

	6m	1y	3y
Perf (%)	-20.13%	+0.57%	+16.79%
Perf (abs.)	-1.56	+0.04	+0.89
Beta	0.62	0.66	0.44
Volatility	45.63	42.24	44.75

5y



Information about previous performance does not guarantee future performance.

Source: FactSet

## Price data

Ø price 5 days   Ø volume 5 days (pcs.)	6.70 EUR (358,926)
Ø price 30 days   Ø volume 30 days (pcs.)	6.51 EUR (151,267)
Ø price 100 days   Ø volume 100 days (pcs.)	7.43 EUR (138,055)
Ø price 250 days   Ø volume 250 days (pcs.)	7.01 EUR (155,148)
YTD High   date	9.68 EUR (2022/05/03)
YTD Low   date	6.12 EUR (2022/07/15)
52 Weeks High   date	9.68 EUR (2022/05/03)
52 Weeks Low   date	5.69 EUR (2021/10/01)

## Arbitrage views

Exchange 	Date	Time	Price	Trading volume (mio.)	Number of trades
Tradegate	2022/08/12	22:02	6.235 EUR	0.00	1
Stuttgart	2022/08/12	14:30	6.165 EUR	0.00	4
Nasdaq Helsinki	2022/08/12	17:29	6.19 EUR	3.31	2,445
Munich	2022/08/12	08:05	6.555 EUR	0.00	1
London Stock Exchange	2022/	17:25	6.2375 EUR	0.00	2

European Trade Reporting	08/12					
Frankfurt	2022/ 08/12	09:16	6.23 EUR	0.00	1	
FINRA other OTC Issues	2021/ 04/21	20:15	7.98 USD	0.00	1	
Duesseldorf	2022/ 08/12	21:00	6.21 EUR	0.00	10	
Berlin	2022/ 08/12	21:34	6.225 EUR	0.00	15	

## Company profile

### Company Logo

<https://>

### Company Profile

-

### Contact Details

ROVIO ENTERTAINMENT OYJ

--

----

Telefon: -

Fax: -

E-mail: -