

COPENHAGEN CAPITAL A/S

ISIN: **DK0060093607** WKN: -

Overview

2024/07/12 17:20:00

Price
5.00 DKKDifference  -0.99% (-0.05)

General attributes

ISIN	DK0060093607
Symbol	CPHCAP ST
Exchange	Nasdaq Copenhagen
Currency	DKK
Sector	Other
Security type	Stock
Market cap (m)	33 EUR
Benchmark	OMX COPENHAGEN 20

Market data

Bid (Bid size)	5.00 DKK (6,950)
Ask (Ask size)	5.10 DKK (4,500)
Open	5.10 DKK
High	5.10 DKK
Low	5.00 DKK
Close (prev. day)	5.05 DKK
VWAP	5.0219 DKK
Volume (pcs)	64
Trading volume	321.40
Number of trades	2
Last size	-

Futures and Options





Related Futures	-
Related Options	-

5y



Information about previous performance does not guarantee future performance.
Source: FactSet

Recent research

on sector			
Date		Headline	Download
2024/07/12		Global Equity Ratings	
2024/07/12		Aktienempfehlungen Global	
2024/07/09		Aktienempfehlungen Österreich	
2024/07/05		Equity Weekly	
2024/06/24		Aktienempfehlungen Österreich	

Details

2024/07/12 17:20:00

Price
5.00 DKK

Difference  -0.99% (-0.05)

General attributes

ISIN	DK0060093607
Symbol	CPHCAP ST
Exchange	Nasdaq Copenhagen
Currency	DKK
Sector	Other
Security type	Stock
Market cap (m)	33 EUR
Benchmark	OMX COPENHAGEN 20

Market data

Bid (Bid size)	5.00 DKK (6,950)
Ask (Ask size)	5.10 DKK (4,500)
Open	5.10 DKK
High	5.10 DKK
Low	5.00 DKK
Close (prev. day)	5.05 DKK
VWAP	5.0219 DKK
Volume (pcs)	64
Trading volume	321.40
Number of trades	2
Last size	-

Performance and Risk

	6m	1y	3y
Perf (%)	-11.50%	-23.66%	+8.23%
Perf (abs.)	-0.65	-1.55	+0.38
Beta	-0.28	-0.06	0.23
Volatility	35.76	48.32	58.24

5y



Information about previous performance does not guarantee future performance.
Source: FactSet

Price data

Ø price 5 days Ø volume 5 days (pcs.)	5.06 DKK (2,900)
Ø price 30 days Ø volume 30 days (pcs.)	5.15 DKK (7,356)
Ø price 100 days Ø volume 100 days (pcs.)	5.30 DKK (11,600)
Ø price 250 days Ø volume 250 days (pcs.)	5.64 DKK (8,087)
YTD High date	6.15 DKK (2024/02/08)
YTD Low date	4.90 DKK (2024/06/25)
52 Weeks High date	7.10 DKK (2023/07/20)
52 Weeks Low date	4.90 DKK (2024/06/25)

All listings for COPENHAGEN CAPITAL A/S

Exchange 	Date	Time	Price	Trading volume (mio.)	Number of trades
Nasdaq Copenhagen	2024/07/12	17:20	5.00 DKK	0.00	2
London Stock Exchange	2020/08/17	13:06	3.2409 DKK	0.07	1

Company profile

Company Logo

Contact Details

COPENHAGEN CAPITAL

--

Telefon: -

Fax: -

E-mail: -

Company Profile

-