

WHITE GOLD CORP.

ISIN: CA9638101068 WKN: -

Overview

2024/07/25 17:22:28

Price
0.1815 USDDifference  -7.59% (-0.01)

General attributes

ISIN	CA9638101068
Symbol	WGO
Exchange	FINRA other OTC Issues
Currency	USD
Sector	Other
Security type	Stock
Market cap (m)	29 EUR
Benchmark	S&P/TSX 60 INDEX

Market data

Bid (Bid size)	-
Ask (Ask size)	-
Open	0.184 USD
High	0.184 USD
Low	0.1814 USD
Close (prev. day)	0.1964 USD
VWAP	0.1819 USD
Volume (pcs)	12,140
Trading volume	2,208.26
Number of trades	5
Last size	4,000

Futures and Options




Related Futures	-
Related Options	-

5y



Information about previous performance does not guarantee future performance.
Source: FactSet

Recent research

on sector			
Date		Headline	Download
2024/07/26		Equity Weekly	
2024/07/24		Global Equity Ratings	
2024/07/24		Aktienempfehlungen Global	
2024/07/15		Aktienempfehlungen Global	
2024/07/12		Global Equity Ratings	

Details

2024/07/25 17:22:28

Price

0.1815 USD

Difference 📉 -7.59% (-0.01)

General attributes

ISIN	CA9638101068
Symbol	WGO
Exchange	FINRA other OTC Issues
Currency	USD
Sector	Other
Security type	Stock
Market cap (m)	29 EUR
Benchmark	S&P/TSX 60 INDEX

Market data

Bid (Bid size)	-
Ask (Ask size)	-
Open	0.184 USD
High	0.184 USD
Low	0.1814 USD
Close (prev. day)	0.1964 USD
VWAP	0.1819 USD
Volume (pcs)	12,140
Trading volume	2,208.26
Number of trades	5
Last size	4,000

Performance and Risk

	6m	1y	3y
Perf (%)	-11.46%	-27.54%	-63.00%
Perf (abs.)	-0.02	-0.07	-0.31
Beta	1.68	1.25	0.69
Volatility	84.85	80.96	69.69

5y



Information about previous performance does not guarantee future performance.
Source: FactSet

Price data

Ø price 5 days Ø volume 5 days (pcs.)	0.1953 USD (4,014)
Ø price 30 days Ø volume 30 days (pcs.)	0.1883 USD (10,494)
Ø price 100 days Ø volume 100 days (pcs.)	0.2288 USD (15,705)
Ø price 250 days Ø volume 250 days (pcs.)	0.2039 USD (21,037)
YTD High date	0.3179 USD (2024/05/20)
YTD Low date	0.1550 USD (2024/07/23)
52 Weeks High date	0.3179 USD (2024/05/20)
52 Weeks Low date	0.1500 USD (2023/11/02)

All listings for WHITE GOLD CORP.

Exchange 📍	Date	Time	Price	Trading volume (mio.)	Number of trades
Tradegate	2024/07/26	22:02	0.154 EUR	0.00	1
TSX Venture Exchange	2024/07/25	20:32	0.245 CAD	0.03	8
Stuttgart	2024/07/26	11:05	0.159 EUR	0.00	4
Munich	2024/07/26	08:02	0.167 EUR	0.00	1
Frankfurt	2024/07/26	08:10	0.159 EUR	0.00	2

	26					
FINRA other OTC Issues	2024/07/ 25	17:22	0.1815 USD	0.00		5
Berlin	2024/07/ 26	20:48	0.166 EUR	0.00		20

Company profile

Company Logo

Contact Details

WHITE GOLD CORP

--

Telefon: -

Fax: -

E-mail: -

Company Profile

-