

## KLOECKNER &amp; CO. SE

ISIN: DE000KC01000 WKN: KC0100

## Overview

2024/04/30 08:16:01

Price  
6.72 EURDifference  2.91% (0.19)

## General attributes

ISIN	DE000KC01000
Symbol	KCO
Exchange	Hanover
Currency	EUR
Sector	Commerce
Security type	Stock
Market cap (m)	663 EUR
Benchmark	GERMANY DAX

## Market data

Bid (Bid size)	-
Ask (Ask size)	-
Open	6.72 EUR
High	6.72 EUR
Low	6.72 EUR
Close (prev. day)	6.53 EUR
VWAP	-
Volume (pcs)	0
Trading volume	0.00
Number of trades	3
Last size	0

## Futures and Options











Related Futures	15
Related Options	-

5y



Information about previous performance does not guarantee future performance.  
Source: FactSet

## Recent research

on sector		on market	
Date		Headline	Download
2024/04/26		Global Equity Ratings	
2024/04/26		Aktienempfehlungen Global	
2024/04/03		Global Equity Ratings	
2024/04/03		Aktienempfehlungen Global	
2024/03/13		Global Equity Ratings	

## Details

2024/04/30 08:16:01

Price  
6.72 EURDifference ▲ 2.91% (0.19)

## General attributes

ISIN	DE000KC01000
Symbol	KCO
Exchange	Hanover
Currency	EUR
Sector	Commerce
Security type	Stock
Market cap (m)	663 EUR
Benchmark	GERMANY DAX

## Market data

Bid (Bid size)	-
Ask (Ask size)	-
Open	6.72 EUR
High	6.72 EUR
Low	6.72 EUR
Close (prev. day)	6.53 EUR
VWAP	-
Volume (pcs)	0
Trading volume	0.00
Number of trades	3
Last size	0

## Performance and Risk

	6m	1y	3y
Perf (%)	+16.77%	-33.33%	-41.31%
Perf (abs.)	+0.97	-3.36	-4.73
Beta	0.56	0.64	1.08
Volatility	35.10	32.17	41.20

5y



Information about previous performance does not guarantee future performance.  
Source: FactSet

## Price data

Ø price 5 days   Ø volume 5 days (pcs.)	6.52 EUR (0)
Ø price 30 days   Ø volume 30 days (pcs.)	6.61 EUR (8)
Ø price 100 days   Ø volume 100 days (pcs.)	6.63 EUR (2)
Ø price 250 days   Ø volume 250 days (pcs.)	7.26 EUR (4)
YTD High   date	7.05 EUR (2024/02/13)
YTD Low   date	6.28 EUR (2024/03/12)
52 Weeks High   date	10.04 EUR (2023/05/03)
52 Weeks Low   date	5.40 EUR (2023/10/31)

## Arbitrage views

Exchange <span>⊕</span>	Date	Time	Price	Trading volume (mio.)	Number of trades
Xetra	2024/04/30	17:35	6.65 EUR	0.29	178
Vienna Stock Exchange	2024/04/30	17:32	6.64 EUR	0.00	2
Tradegate	2024/04/30	22:26	6.64 EUR	0.07	21
Stuttgart	2024/04/30	21:55	6.62 EUR	0.03	68
Munich	2024/	08:00	6.73 EUR	0.00	2

	04/30					
London Stock Exchange European Trade Reporting	2024/ 04/30	17:30	6.625 EUR	0.00		2
Hanover	2024/ 04/30	08:16	6.72 EUR	0.00		3
Hamburg	2024/ 04/30	08:16	6.72 EUR	0.00		3
Frankfurt	2024/ 04/30	08:20	6.72 EUR	0.00		2
FINRA other OTC Issues	2024/ 04/04	18:52	7.49 USD	0.00		1
Duesseldorf	2024/ 04/30	19:32	6.61 EUR	0.00		7
Berlin	2024/ 04/30	21:52	6.65 EUR	0.00		17

## Company profile

### Company Logo



### Contact Details

KLOECKNER & CO. SE

--

Am Silberpalais 1 - 47057 Duisburg

Telefon: +49-203-307-0

Fax: +49-203-307-5000

E-mail: [info@kloeckner.de](mailto:info@kloeckner.de)

### Company Profile

-

#### Members of Management Board

Guido Kerkhoff Chairman of Managing Board

Oliver Falk Member of Executive Committee

John Ganem Member of Executive Committee

#### Board of directors

Dieter H. Vogel Chairman of Supervisory Board

Friedhelm Loh Member of Supervisory Board

Ralph Heck Member of Supervisory Board

Tobias Kollmann Member of Supervisory Board

Ute Wolf Member of Supervisory Board

Uwe Ferdinand Röhrhoff Member of Supervisory Board