

VEIDEKKE AS

ISIN: NO0005806802

WKN: -

Overview

2024/07/18 16:20:00

Price

120.80 NOK

Difference  -0.82% (-1.00)

General attributes

ISIN NO0005806802

Symbol VEI

Exchange London Stock Exchange
European Trade Reporting

Currency NOK

Sector Construction

Security type Stock

Market cap (m) 1,396 EUR

Benchmark NORWAY OSLO BORS ALL
SHARE(TRG)

Market data

Bid (Bid size) 117.80 NOK (20,000)

Ask (Ask size) 123.80 NOK (20,000)

Open 120.80 NOK

High 120.80 NOK

Low 120.80 NOK

Close (prev. day) 121.80 NOK

VWAP 110.20 NOK

Volume (pcs) -

Trading volume -

Number of trades 2

Last size -

Futures and Options

Related Futures -

Related Options -





5y



Information about previous performance does not guarantee future performance.
Source: FactSet

Recent research

on sector

Date	Headline	Download
2024/07/15	 Aktienempfehlungen Global	
2024/07/12	 Global Equity Ratings	
2024/07/09	 Aktienempfehlungen Österreich	
2024/07/05	 Equity Weekly	
2024/06/24	 Aktienempfehlungen Österreich	

Details

2024/07/18 16:20:00

Price

120.80 NOK

Difference ▼ -0.82% (-1.00)

General attributes

ISIN	NO0005806802
Symbol	VEI
Exchange	London Stock Exchange European Trade Reporting
Currency	NOK
Sector	Construction
Security type	Stock
Market cap (m)	1,396 EUR
Benchmark	NORWAY OSLO BORS ALL SHARE(TRG)

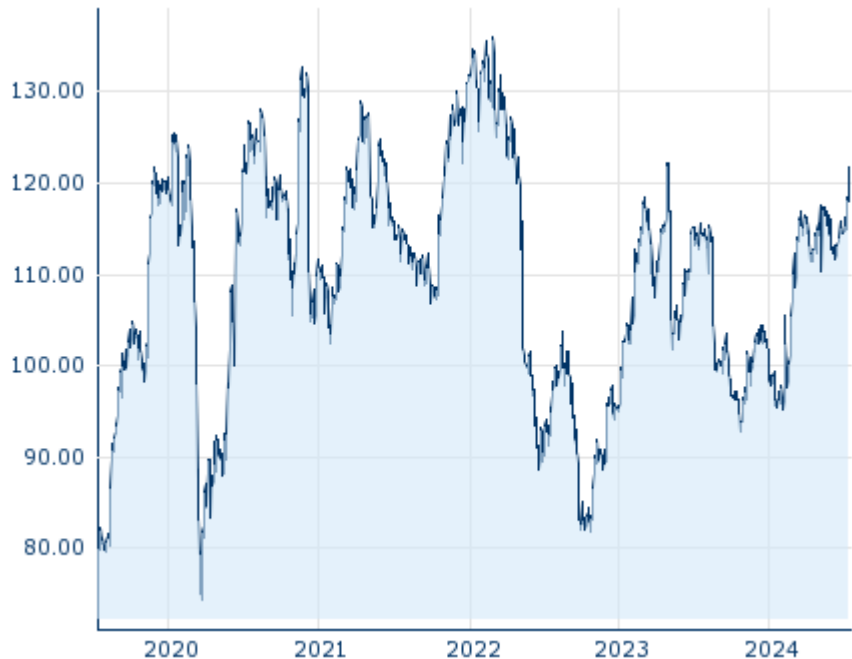
Market data

Bid (Bid size)	117.80 NOK (20,000)
Ask (Ask size)	123.80 NOK (20,000)
Open	120.80 NOK
High	120.80 NOK
Low	120.80 NOK
Close (prev. day)	121.80 NOK
VWAP	110.20 NOK
Volume (pcs)	-
Trading volume	-
Number of trades	2
Last size	-

Performance and Risk

	6m	1y	3y
Perf (%)	+25.05%	+6.71%	+5.96%
Perf (abs.)	+24.20	+7.60	+6.80
Beta	0.24	0.50	0.46
Volatility	25.11	22.73	24.22

5y



Information about previous performance does not guarantee future performance.
Source: FactSet

Price data

Ø price 5 days Ø volume 5 days (pcs.)	120.16 NOK (0)
Ø price 30 days Ø volume 30 days (pcs.)	115.32 NOK (0)
Ø price 100 days Ø volume 100 days (pcs.)	114.44 NOK (0)
Ø price 250 days Ø volume 250 days (pcs.)	106.41 NOK (0)
YTD High date	121.80 NOK (2024/07/16)
YTD Low date	95.25 NOK (2024/02/06)
52 Weeks High date	121.80 NOK (2024/07/16)
52 Weeks Low date	92.10 NOK (2023/10/24)

Arbitrage views

Exchange	Date	Time	Price	Trading volume (mio.)	Number of trades
Stuttgart	2024/07/18	16:15	10.22 EUR	0.00	8
Munich	2024/07/18	08:11	10.28 EUR	0.00	2
London Stock Exchange European Trade Reporting	2024/07/18	16:20	120.80 NOK	0.00	2
Frankfurt	2024/07/18	15:35	10.22 EUR	0.00	3
First North Stockholm	2024/	18:00	121.00 NOK	0.01	1

	07/11					
Duesseldorf	2024/ 07/18	08:12	10.22	EUR	0.00	1
Berlin	2024/ 07/18	20:20	10.30	EUR	0.00	16

Company profile

Company Logo

Contact Details

VEIDEKKE

--

Telefon: -

Fax: -

E-mail: -

Company Profile

-