

## KWS SAAT SE &amp; CO. KGAA

ISIN: DE0007074007 WKN: 707400

## Overview

2024/04/26 17:30:00

Price  
47.525 EURDifference  -0.42% (-0.20)

## General attributes

ISIN	DE0007074007
Symbol	KWS
Exchange	London Stock Exchange European Trade Reporting
Currency	EUR
Sector	Commerce
Security type	Stock
Market cap (m)	1,563 EUR
Benchmark	GERMANY DAX

## Market data

Bid (Bid size)	46.35 EUR (1,000)
Ask (Ask size)	48.70 EUR (1,000)
Open	47.375 EUR
High	47.525 EUR
Low	47.375 EUR
Close (prev. day)	47.725 EUR
VWAP	52.11088 EUR
Volume (pcs)	-
Trading volume	-
Number of trades	2
Last size	-

## Futures and Options











Related Futures	-
Related Options	-

5y



Information about previous performance does not guarantee future performance.  
Source: FactSet

## Recent research

	on sector	on market	
Date		Headline	Download
2024/04/26		Global Equity Ratings	
2024/04/26		Aktienempfehlungen Global	
2024/04/03		Global Equity Ratings	
2024/04/03		Aktienempfehlungen Global	
2024/03/13		Global Equity Ratings	

## Details

2024/04/26 17:30:00

## Price

47.525 EUR

Difference 📉 -0.42% (-0.20)

## General attributes

ISIN	DE0007074007
Symbol	KWS
Exchange	London Stock Exchange European Trade Reporting
Currency	EUR
Sector	Commerce
Security type	Stock
Market cap (m)	1,563 EUR
Benchmark	GERMANY DAX

## Market data

Bid (Bid size)	46.35 EUR (1,000)
Ask (Ask size)	48.70 EUR (1,000)
Open	47.375 EUR
High	47.525 EUR
Low	47.375 EUR
Close (prev. day)	47.725 EUR
VWAP	52.11088 EUR
Volume (pcs)	-
Trading volume	-
Number of trades	2
Last size	-

## Performance and Risk

	6m	1y	3y
Perf (%)	-8.61%	-18.13%	-35.99%
Perf (abs.)	-4.48	-10.53	-26.73
Beta	0.56	0.50	0.65
Volatility	26.06	24.97	25.26

5y



Information about previous performance does not guarantee future performance.  
Source: FactSet

## Price data

Ø price 5 days   Ø volume 5 days (pcs.)	47.555 EUR (0)
Ø price 30 days   Ø volume 30 days (pcs.)	48.063 EUR (0)
Ø price 100 days   Ø volume 100 days (pcs.)	49.720 EUR (307)
Ø price 250 days   Ø volume 250 days (pcs.)	53.064 EUR (124)
YTD High   date	53.800 EUR (2024/01/02)
YTD Low   date	45.675 EUR (2024/02/26)
52 Weeks High   date	62.150 EUR (2023/05/04)
52 Weeks Low   date	45.675 EUR (2024/02/26)

## Arbitrage views

Exchange <span>📍</span>	Date	Time	Price	Trading volume (mio.)	Number of trades
Xetra	2024/04/26	17:35	47.35 EUR	0.44	138
Vienna Stock Exchange	2024/04/26	17:32	47.60 EUR	0.00	2
Tradegate	2024/04/26	22:26	47.40 EUR	0.09	9
Stuttgart	2024/04/26	21:55	47.20 EUR	0.02	68
SIX Swiss Exchange	2019/	17:30	69.20 CHF	0.02	3

	03/29					
Munich	2024/ 04/26	08:02	47.90 EUR	0.00	2	
London Stock Exchange European Trade Reporting	2024/ 04/26	17:30	47.525 EUR	0.00	2	
Hanover	2024/ 04/26	08:16	47.50 EUR	0.00	3	
Hamburg	2024/ 04/26	08:16	47.50 EUR	0.00	3	
Frankfurt	2024/ 04/26	08:20	47.50 EUR	0.00	2	
FINRA other OTC Issues	2024/ 02/16	21:24	50.45 USD	0.00	1	
Duesseldorf	2024/ 04/26	19:32	47.10 EUR	0.00	7	
Berlin	2024/ 04/26	08:02	47.50 EUR	0.00	2	

## Company profile

### Company Logo



### Contact Details

KWS SAAT SE & CO. KGAA

--

Grimsehlstrasse 31 - 37555 Einbeck

Telefon: +49-5561-311-0

Fax: +49-5561-311-322

E-mail: -

### Company Profile

-

#### Members of Management Board

Felix Büchting Member of Executive Committee

Peter Hofmann Member of Executive Committee

Eva Kienle Member of Executive Committee

Nicolás Wielandt Member of Executive Committee

#### Board of directors

Andreas J. Büchting Member of Supervisory Board

Marie Theres Schnell Member of Supervisory Board

Stefan W. Hell Member of Supervisory Board

Christine Coenen Member of Supervisory Board

Eric Gombert Member of Supervisory Board

Victor Waldemar Balli Member of Supervisory Board