

ORLEN SA

ISIN: **PLPKN0000018**

WKN: -

Overview

2024/07/26 16:50:00

Price

109.40 PLN

Difference  0.00% (0.00)

General attributes

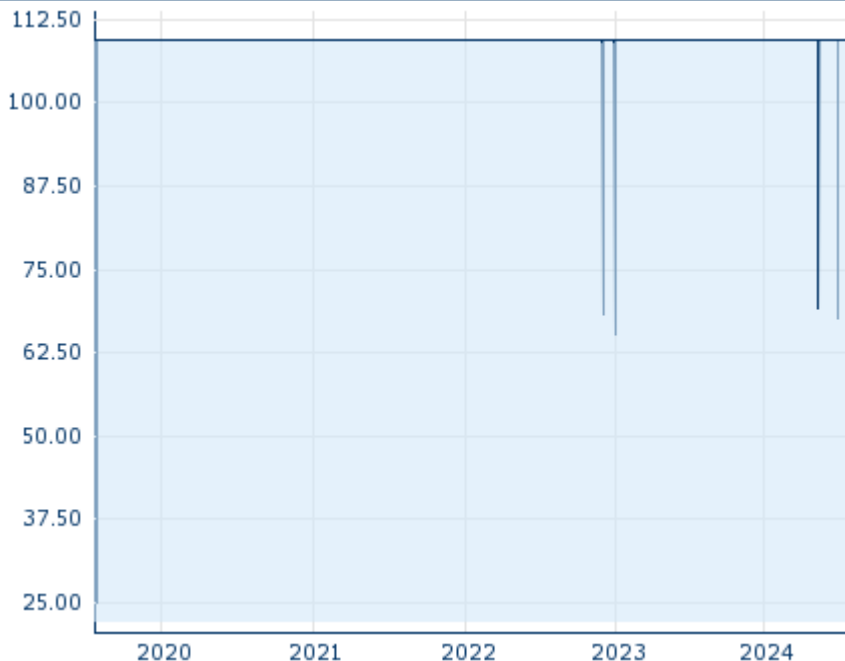
ISIN	PLPKN0000018
Symbol	PKN
Exchange	London Stock Exchange European Trade Reporting
Currency	PLN
Sector	Other
Security type	Stock
Market cap (m)	17,254 EUR
Benchmark	POLAND WIG 20

Market data

Bid (Bid size)	-
Ask (Ask size)	-
Open	109.40 PLN
High	109.40 PLN
Low	109.40 PLN
Close (prev. day)	109.40 PLN
VWAP	67.69 PLN
Volume (pcs)	-
Trading volume	-
Number of trades	1
Last size	-

Futures and Options










Related Futures	15
Related Options	-



Information about previous performance does not guarantee future performance.

Source: FactSet

Recent research

on sector		on market	
Date		Headline	Download
2024/07/26		Equity Weekly	
2024/07/24		Global Equity Ratings	
2024/07/24		Aktienempfehlungen Global	
2024/07/15		Aktienempfehlungen Global	
2024/07/12		Global Equity Ratings	

Details

2024/07/26 16:50:00

Price

109.40 PLN

Difference ➔ 0.00% (0.00)

General attributes

ISIN	PLPKN0000018
Symbol	PKN
Exchange	London Stock Exchange European Trade Reporting
Currency	PLN
Sector	Other
Security type	Stock
Market cap (m)	17,254 EUR
Benchmark	POLAND WIG 20

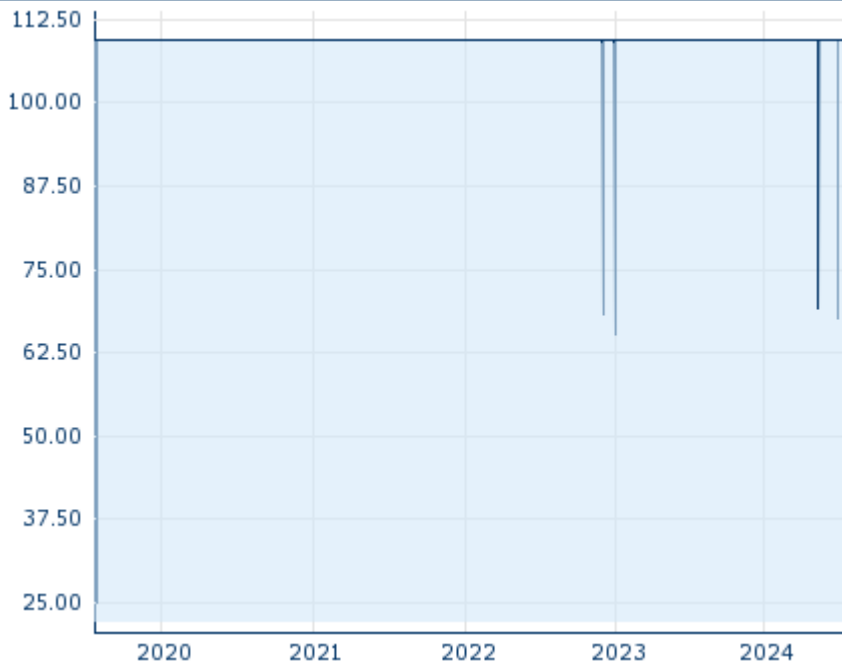
Market data

Bid (Bid size)	-
Ask (Ask size)	-
Open	109.40 PLN
High	109.40 PLN
Low	109.40 PLN
Close (prev. day)	109.40 PLN
VWAP	67.69 PLN
Volume (pcs)	-
Trading volume	-
Number of trades	1
Last size	-

Performance and Risk

	6m	1y	3y
Perf (%)	+0.00%	+0.00%	+0.00%
Perf (abs.)	+0.00	+0.00	+0.00
Beta	0.75	0.90	0.98
Volatility	135.11	95.34	79.69

5y



Information about previous performance does not guarantee future performance.
Source: FactSet

Price data

Ø price 5 days Ø volume 5 days (pcs.)	109.40 PLN (0)
Ø price 30 days Ø volume 30 days (pcs.)	108.01 PLN (0)
Ø price 100 days Ø volume 100 days (pcs.)	108.57 PLN (0)
Ø price 250 days Ø volume 250 days (pcs.)	109.07 PLN (169)
YTD High date	109.40 PLN (2024/01/02)
YTD Low date	59.04 PLN (2024/01/18)
52 Weeks High date	109.40 PLN (2023/07/27)
52 Weeks Low date	58.81 PLN (2023/11/29)

Arbitrage views

Exchange ⊕	Date	Time	Price	Trading volume (mio.)	Number of trades
Stuttgart	2024/07/26	08:17	14.732 EUR	0.00	3
Prague Stock Exchange	2024/07/26	12:37	381.90 CZK	0.07	4
Munich	2024/07/26	08:04	14.884 EUR	0.00	1
London Stock Exchange European Trade Reporting	2024/07/26	16:50	109.40 PLN	0.00	1
Frankfurt	2024/	12:34	15.102 EUR	0.00	2

	07/26					
FINRA other OTC Issues	2024/ 05/22	21:49	18.20 USD	0.01		4
Duesseldorf	2024/ 07/26	19:31	14.774 EUR	0.00		7
Berlin	2024/ 07/26	08:04	14.726 EUR	0.00		3

Company profile

Company Logo



Contact Details

ORLEN SA

--

ul. Chemikow 7 - 09-411 Plock

Telefon: +48-24-256-0000

Fax: +

E-mail: -

Company Profile

-

Members of Management Board

Ireneusz Fafara Chairman of Managing Board

Artur Osuchowski Member of Executive Committee

Ireneusz Sitarski Member of Executive Committee

Magdalena Bartos Member of Executive Committee

Robert Soszynski Member of Executive Committee

Wieslaw Prugar Member of Executive Committee

Witold Literacki Member of Executive Committee

Board of directors

Wojciech Popiolek Chairman of Supervisory Board

Ewa Gasiorek Member of Supervisory Board

Tomasz Zielinski Member of Supervisory Board

Katarzyna Lobos Member of Supervisory Board

Kazimierz Mordaszewski Member of Supervisory Board

Michal Gajdus Member of Supervisory Board

Mikolaj Pietrzak Member of Supervisory Board