

MARTELA OYJ SER. A

ISIN: **FI0009900385** WKN: **MARAS**

Overview

2019/03/29 17:25:00

5y

Price

3.135 EUR

Difference  -1.57% (-0.05)

General attributes

ISIN	FI0009900385
Symbol	MARAS
Exchange	London Stock Exchange
Currency	EUR
Sector	Consumer Products
Security type	Stock
Market cap (m)	5 EUR
Benchmark	OMX HELSINKI 25

Market data

Bid (Bid size)	3.06 EUR (7,000)
Ask (Ask size)	3.21 EUR (7,000)
Open	3.185 EUR
High	3.185 EUR
Low	3.135 EUR
Close (prev. day)	3.185 EUR
VWAP	-
Volume (pcs)	-
Trading volume	-
Number of trades	2
Last size	-











Futures and Options

Related Futures	-
Related Options	-

Chart
not available

Information about previous performance does not guarantee future performance.
Source: FactSet

Recent research

on sector		on market	
Date		Headline	Download
2024/07/26		Equity Weekly	
2024/07/24		Global Equity Ratings	
2024/07/24		Aktienempfehlungen Global	
2024/07/15		Aktienempfehlungen Global	
2024/07/12		Equity Weekly	

Details

2019/03/29 17:25:00

Price

3.135 EUR

Difference  -1.57% (-0.05)

General attributes

ISIN	F10009900385
Symbol	MARAS
Exchange	London Stock Exchange
Currency	EUR
Sector	Consumer Products
Security type	Stock
Market cap (m)	5 EUR
Benchmark	OMX HELSINKI 25

Market data

Bid (Bid size)	3.06 EUR (7,000)
Ask (Ask size)	3.21 EUR (7,000)
Open	3.185 EUR
High	3.185 EUR
Low	3.135 EUR
Close (prev. day)	3.185 EUR
VWAP	-
Volume (pcs)	-
Trading volume	-
Number of trades	2
Last size	-

Performance and Risk

	6m	1y	3y
Perf (%)	-27.18%	-47.58%	-
Perf (abs.)	-1.17	-2.85	-
Beta	0.43	0.56	0.60
Volatility	26.50	25.24	41.02

5y

Chart
not available

Information about previous performance does not guarantee future performance.
Source: FactSet

Price data

Ø price 5 days Ø volume 5 days (pcs.)	3.194 EUR (0)
Ø price 30 days Ø volume 30 days (pcs.)	3.231 EUR (0)
Ø price 100 days Ø volume 100 days (pcs.)	3.217 EUR (0)
Ø price 250 days Ø volume 250 days (pcs.)	4.295 EUR (0)
YTD High date	3.320 EUR (2019/03/15)
YTD Low date	2.980 EUR (2019/01/14)
52 Weeks High date	6.190 EUR (2018/04/05)
52 Weeks Low date	2.970 EUR (2018/12/27)

Arbitrage views

Exchange 	Date	Time	Price	Trading volume (mio.)	Number of trades
Nasdaq Helsinki	2024/07/26	18:00	1.14 EUR	0.00	3
London Stock Exchange	2019/03/29	17:25	3.135 EUR	0.00	2

Company profile

Company Logo



Company Profile

-

Contact Details

MARTELA

--

Telefon: -

Fax: -

E-mail: -