

MELEXIS N.V.

ISIN: BE0165385973

WKN: 016538597

Overview

2024/06/17 08:59:59

Price

81.225 EUR

Difference  -1.19% (-0.98)

General attributes

ISIN	BE0165385973
Symbol	MELE
Exchange	London Stock Exchange European Trade Reporting
Currency	EUR
Sector	Automotive
Security type	Stock
Market cap (m)	3,325 EUR
Benchmark	BEL 20 INDEX

Market data

Bid (Bid size)	81.00 EUR (1,000)
Ask (Ask size)	85.15 EUR (1,000)
Open	81.225 EUR
High	81.225 EUR
Low	81.225 EUR
Close (prev. day)	82.20 EUR
VWAP	83.723 EUR
Volume (pcs)	-
Trading volume	-
Number of trades	1
Last size	-








Futures and Options

Related Futures	-
Related Options	-



Information about previous performance does not guarantee future performance.
Source: FactSet

Recent research

on sector		on market		
Date		Headline		Download
2024/06/14		Global Equity Ratings		
2024/06/14		Aktienempfehlungen Global		
2024/06/11		Aktienempfehlungen Österreich		
2024/05/29		Global Equity Ratings		
2024/05/29		Aktienempfehlungen Global		

Details

2024/06/17 08:59:59

Price

81.225 EUR

Difference ▼ -1.19% (-0.98)

General attributes

ISIN	BE0165385973
Symbol	MELE
Exchange	London Stock Exchange European Trade Reporting
Currency	EUR
Sector	Automotive
Security type	Stock
Market cap (m)	3,325 EUR
Benchmark	BEL 20 INDEX

Market data

Bid (Bid size)	81.00 EUR (1,000)
Ask (Ask size)	85.15 EUR (1,000)
Open	81.225 EUR
High	81.225 EUR
Low	81.225 EUR
Close (prev. day)	82.20 EUR
VWAP	83.723 EUR
Volume (pcs)	-
Trading volume	-
Number of trades	1
Last size	-

Performance and Risk

	6m	1y	3y
Perf (%)	-9.27%	-9.07%	-8.34%
Perf (abs.)	-8.40	-8.20	-7.48
Beta	0.65	0.89	1.17
Volatility	34.78	32.25	33.31

5y



Information about previous performance does not guarantee future performance.
Source: FactSet

Price data

Ø price 5 days Ø volume 5 days (pcs.)	84.155 EUR (328)
Ø price 30 days Ø volume 30 days (pcs.)	82.687 EUR (55)
Ø price 100 days Ø volume 100 days (pcs.)	79.225 EUR (54)
Ø price 250 days Ø volume 250 days (pcs.)	82.700 EUR (24)
YTD High date	91.725 EUR (2024/01/02)
YTD Low date	70.050 EUR (2024/04/23)
52 Weeks High date	100.825 EUR (2023/08/02)
52 Weeks Low date	68.350 EUR (2023/11/01)

All listings for MELEXIS N.V.

Exchange	Date	Time	Price	Trading volume (mio.)	Number of trades
Tradegate	2024/06/17	15:24	83.20 EUR	0.02	4
Stuttgart	2024/06/17	08:13	82.45 EUR	0.00	1
Munich	2024/06/17	08:07	82.65 EUR	0.00	1
London Stock Exchange European Trade Reporting	2024/06/17	08:59	81.225 EUR	0.00	1
Frankfurt	2024/	09:18	82.40 EUR	0.00	2

	06/17					
FINRA other OTC Issues	2023/ 08/07	15:30	110.65 USD	0.00		2
Euronext Milan MTF Trading After Hours	-	-	-	0.00		-
Euronext Brussels	2024/ 06/17	15:15	83.25 EUR	0.91		332
Duesseldorf	2024/ 06/17	09:10	82.00 EUR	0.00		2
Berlin	2024/ 06/17	08:08	82.30 EUR	0.00		1

Company profile

Company Logo



Contact Details

MELEXIS NV

--

Rozendaalstraat 12 - 8900 Ieper

Telefon: +32-5-722-61-31

Fax: +32-5-721-80-89

E-mail: info@melexis.com

Company Profile

-

Members of Management Board

Marc Biron	Chairman of Managing Board
Antonius Duisters	Member of Executive Committee
Karen van Griensven	Member of Executive Committee
Kristof Coddens	Member of Executive Committee
Nicolas Simonne	Member of Executive Committee
Veerle Lozie	Member of Executive Committee
Vincent Hilgsmann	Member of Executive Committee

Board of directors

Françoise Chombar	Chairman of Supervisory Board
Martine Baelmans	Member of Supervisory Board
Maria Pia De Caro	Member of Supervisory Board
Roland Joseph M. Duchâtelet	Member of Supervisory Board
Shiro Baba	Member of Supervisory Board