

ELECSTER OYJ

ISIN: **FI0009900658**WKN: **ELEAV**

Overview

2019/03/29 17:25:00

Price
8.65 EURDifference  0.00% (0.00)

General attributes

ISIN	FI0009900658
Symbol	ELEAV
Exchange	London Stock Exchange
Currency	EUR
Sector	Transport
Security type	Stock
Market cap (m)	9 EUR
Benchmark	OMX HELSINKI 25

Market data

Bid (Bid size)	8.45 EUR (3,000)
Ask (Ask size)	8.85 EUR (3,000)
Open	8.70 EUR
High	8.70 EUR
Low	8.65 EUR
Close (prev. day)	8.65 EUR
VWAP	-
Volume (pcs)	-
Trading volume	-
Number of trades	2
Last size	-

Futures and Options





Related Futures	-
Related Options	-

5y

Chart
not available

Information about previous performance does not guarantee future performance.
Source: FactSet

Recent research

on sector		on market	
Date		Headline	Download
2024/08/09		Equity Weekly	
2024/07/29		Aktienempfehlungen Österreich	
2024/07/24		Global Equity Ratings	
2024/07/24		Aktienempfehlungen Global	
2024/07/15		Aktienempfehlungen Global	

Details

2019/03/29 17:25:00

Price
8.65 EUR

Difference  0.00% (0.00)

General attributes

ISIN	F10009900658
Symbol	ELEAV
Exchange	London Stock Exchange
Currency	EUR
Sector	Transport
Security type	Stock
Market cap (m)	9 EUR
Benchmark	OMX HELSINKI 25

Market data

Bid (Bid size)	8.45 EUR (3,000)
Ask (Ask size)	8.85 EUR (3,000)
Open	8.70 EUR
High	8.70 EUR
Low	8.65 EUR
Close (prev. day)	8.65 EUR
VWAP	-
Volume (pcs)	-
Trading volume	-
Number of trades	2
Last size	-

Performance and Risk

	6m	1y	3y
Perf (%)	-18.01%	-17.22%	-
Perf (abs.)	-1.90	-1.80	-
Beta	0.78	0.53	0.42
Volatility	31.21	31.93	57.50

5y

Chart
not available

Information about previous performance does not guarantee future performance.
Source: FactSet

Price data

Ø price 5 days Ø volume 5 days (pcs.)	8.69 EUR (0)
Ø price 30 days Ø volume 30 days (pcs.)	8.81 EUR (0)
Ø price 100 days Ø volume 100 days (pcs.)	9.03 EUR (0)
Ø price 250 days Ø volume 250 days (pcs.)	9.98 EUR (0)
YTD High date	9.38 EUR (2019/01/11)
YTD Low date	8.40 EUR (2019/01/02)
52 Weeks High date	11.65 EUR (2018/05/08)
52 Weeks Low date	8.35 EUR (2018/12/28)

All listings for ELECSTER OYJ

Exchange 	Date	Time	Price	Trading volume (mio.)	Number of trades
Nasdaq Helsinki	2024/08/09	18:00	5.00 EUR	0.00	2
London Stock Exchange	2019/03/29	17:25	8.65 EUR	0.00	2

Company profile

Company Logo



Company Profile

-

Contact Details

ELECSTER

--

Telefon: -

Fax: -

E-mail: -