

CAPMAN OYJ CLASS B

ISIN: **FI0009009377** WKN: **CAPMAN**

Overview

2019/03/29 17:25:00

5y

Price

1.534 EUR

Difference  -1.86% (-0.03)

General attributes

ISIN	FI0009009377
Symbol	CAPMAN
Exchange	London Stock Exchange
Currency	EUR
Sector	Financial
Security type	Stock
Market cap (m)	314 EUR
Benchmark	OMX HELSINKI 25

Market data

Bid (Bid size)	1.496 EUR (30,000)
Ask (Ask size)	1.572 EUR (30,000)
Open	1.53 EUR
High	1.534 EUR
Low	1.53 EUR
Close (prev. day)	1.563 EUR
VWAP	1.766 EUR
Volume (pcs)	-
Trading volume	-
Number of trades	2
Last size	-






Futures and Options

Related Futures	-
Related Options	-

Chart
not available

Information about previous performance does not guarantee future performance.
Source: FactSet

Recent research

on sector		on market	
Date		Headline	Download
2024/09/11		Global Equity Ratings	
2024/09/11		Aktienempfehlungen Global	
2024/09/09		Aktienempfehlungen Österreich	
2024/09/06		Equity Weekly	
2024/09/05		Global Equity Ratings	

Details

2019/03/29 17:25:00

Price

1.534 EUR

Difference  -1.86% (-0.03)

General attributes

ISIN	F10009009377
Symbol	CAPMAN
Exchange	London Stock Exchange
Currency	EUR
Sector	Financial
Security type	Stock
Market cap (m)	314 EUR
Benchmark	OMX HELSINKI 25

Market data

Bid (Bid size)	1.496 EUR (30,000)
Ask (Ask size)	1.572 EUR (30,000)
Open	1.53 EUR
High	1.534 EUR
Low	1.53 EUR
Close (prev. day)	1.563 EUR
VWAP	1.766 EUR
Volume (pcs)	-
Trading volume	-
Number of trades	2
Last size	-

Performance and Risk

	6m	1y	3y
Perf (%)	-	-	-
Perf (abs.)	-	-	-
Beta	-	-	-
Volatility	-	-	-

5y

Chart
not available

Information about previous performance does not guarantee future performance.
Source: FactSet

Price data

Ø price 5 days Ø volume 5 days (pcs.)	- EUR (-)
Ø price 30 days Ø volume 30 days (pcs.)	- EUR (-)
Ø price 100 days Ø volume 100 days (pcs.)	- EUR (-)
Ø price 250 days Ø volume 250 days (pcs.)	- EUR (-)
YTD High date	- EUR (-)
YTD Low date	- EUR (-)
52 Weeks High date	- EUR (-)
52 Weeks Low date	- EUR (-)

All listings for CAPMAN OYJ CLASS B

Exchange 	Date	Time	Price	Trading volume (mio.)	Number of trades
Stuttgart	2024/09/13	14:28	1.708 EUR	0.00	9
Nasdaq Helsinki	2024/09/13	18:00	1.776 EUR	0.11	205
Munich	2024/09/13	08:12	1.794 EUR	0.00	1
London Stock Exchange	2019/03/29	17:25	1.534 EUR	0.00	2
Frankfurt	2024/09/13	12:04	1.704 EUR	0.00	3

	13						
Duesseldorf	2024/09/ 13	08:12	1.706	EUR	0.00		3
Berlin	2024/09/ 13	21:43	1.778	EUR	0.00		18

Company profile

Company Logo

CapMan

Company Profile

-

Contact Details

CAPMAN OYJ

--

Telefon: -

Fax: -

E-mail: -