

SANTANDER BANK POLSKA SA

ISIN: **PLBZ00000044** WKN: -

Overview

2024/07/15 16:50:00

Price

395.55 PLN

Difference  0.00% (0.00)

General attributes

ISIN PLBZ00000044

Symbol SPL

Exchange London Stock Exchange
European Trade Reporting

Currency PLN

Sector Financial

Security type Stock

Market cap (m) 13,528 EUR

Benchmark POLAND WIG 20

Market data

Bid (Bid size) -

Ask (Ask size) -

Open 395.55 PLN

High 395.55 PLN

Low 395.55 PLN

Close (prev. day) 395.55 PLN

VWAP 552.40 PLN

Volume (pcs) -

Trading volume -

Number of trades 1

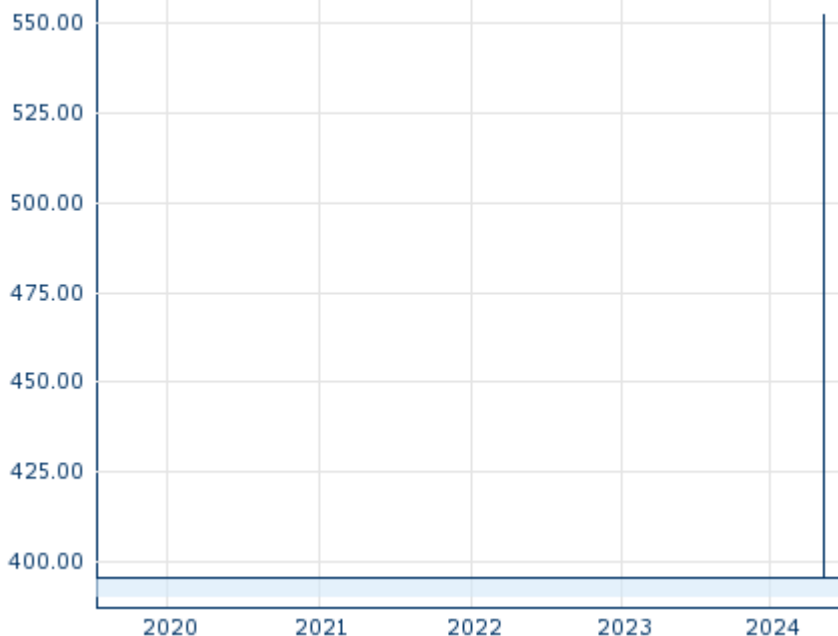
Last size -

Futures and Options

Related Futures -

Related Options -


5y



Information about previous performance does not guarantee future performance.

Source: FactSet

Recent research

on sector		on market	
Date		Headline	Download
2024/07/15		Aktienempfehlungen Global	
2024/07/12		Global Equity Ratings	
2024/07/09		Aktienempfehlungen Österreich	
2024/06/28		Equity Weekly	
2024/06/24		Aktienempfehlungen Österreich	

Details

2024/07/15 16:50:00

Price

395.55 PLN

Difference ➔ 0.00% (0.00)

General attributes

ISIN	PLBZ00000044
Symbol	SPL
Exchange	London Stock Exchange European Trade Reporting
Currency	PLN
Sector	Financial
Security type	Stock
Market cap (m)	13,528 EUR
Benchmark	POLAND WIG 20

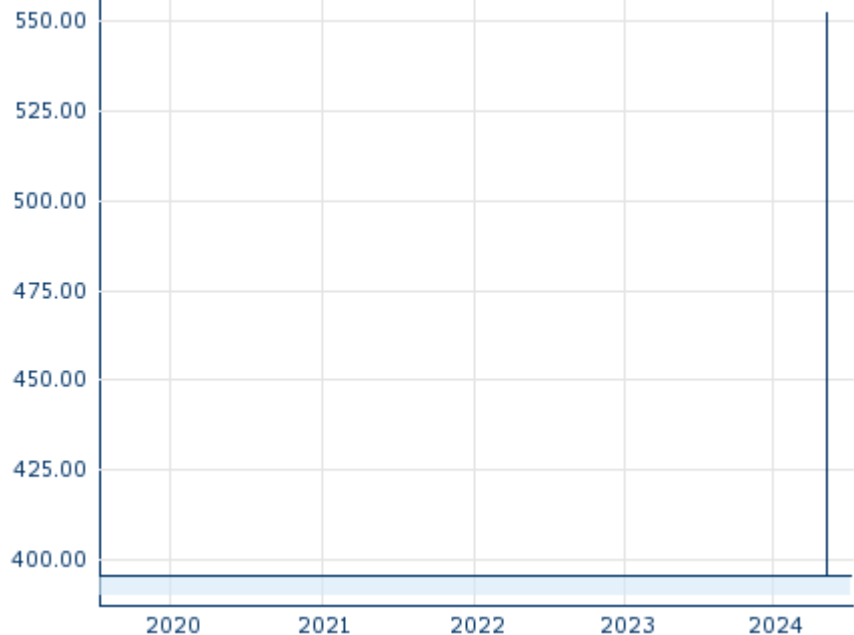
Market data

Bid (Bid size)	-
Ask (Ask size)	-
Open	395.55 PLN
High	395.55 PLN
Low	395.55 PLN
Close (prev. day)	395.55 PLN
VWAP	552.40 PLN
Volume (pcs)	-
Trading volume	-
Number of trades	1
Last size	-

Performance and Risk

	6m	1y	3y
Perf (%)	+0.00%	+0.00%	+0.00%
Perf (abs.)	+0.00	+0.00	+0.00
Beta	1.09	1.14	1.12
Volatility	67.87	47.99	27.60

5y



Information about previous performance does not guarantee future performance.
Source: FactSet

Price data

Ø price 5 days Ø volume 5 days (pcs.)	395.55 PLN (0)
Ø price 30 days Ø volume 30 days (pcs.)	395.55 PLN (0)
Ø price 100 days Ø volume 100 days (pcs.)	397.13 PLN (0)
Ø price 250 days Ø volume 250 days (pcs.)	396.19 PLN (0)
YTD High date	552.40 PLN (2024/05/14)
YTD Low date	395.55 PLN (2024/01/02)
52 Weeks High date	552.40 PLN (2024/05/14)
52 Weeks Low date	395.55 PLN (2023/07/17)

All listings for SANTANDER BANK POLSKA SA

Exchange ⊕	Date	Time	Price	Trading volume (mio.)	Number of trades
Stuttgart	2024/07/16	12:30	128.20 EUR	0.00	3
London Stock Exchange European Trade Reporting	2024/07/15	16:50	395.55 PLN	0.00	1
Hanover	2024/07/16	08:21	132.75 EUR	0.00	1
Frankfurt	2024/07/16	08:02	132.75 EUR	0.00	1

FINRA other OTC Issues	2022/ 09/16	16:12	45.4835 USD	0.01	1
Duesseldorf	2024/ 07/16	12:31	129.95 EUR	0.00	3

Company profile

Company Logo



Contact Details

SANTANDER BANK POLSKA SA

--

al. Jana Pawla II 17 - 00-854 Warszawa

Telefon: +48-60-669-6096

Fax: +

E-mail: kontakt@santander.pl

Company Profile

-

Members of Management Board

Michał Gajewski Chairman of Managing Board

Andrzej Burliga Member of Executive Committee

Artur Głębcki Member of Executive Committee

Dorota Strojewska Member of Executive Committee

Juan de Porras Aguirre Member of Executive Committee

Lech Galkowski Member of Executive Committee

Maciej Reluga Member of Executive Committee

Magdalena Proga-Stepien Member of Executive Committee

Patryk Nowakowski Member of Executive Committee

Wojciech Skalski Member of Executive Committee

Board of directors

Antonio Escámez Torres Chairman of Supervisory Board

Jerzy Surma Member of Supervisory Board

Adam Celinski Member of Supervisory Board

Danuta Dąbrowska Member of Supervisory Board

Dominika Bettman Member of Supervisory Board

Isabel Guerreiro Member of Supervisory Board

José Antonio García Cantera Member of Supervisory Board

José Luis de Mora Gil-Gallardo Member of Supervisory Board

Kamilla Marchewka-Bartkowiak Member of Supervisory Board

Tomasz Sojka Member of Supervisory Board