

## AF GRUPPEN ASA

ISIN: NO0003078107 WKN: -

## Overview

2022/06/17 15:34:18

Price  
161.40 NOKDifference  -4.50% (-7.60)

## General attributes

ISIN	NO0003078107
Symbol	AFG
Exchange	London Stock Exchange
Currency	NOK
Sector	Utilities
Security type	Stock
Market cap (m)	1,315 EUR
Benchmark	NORWAY OSLO BORS ALL SHARE(TRG)

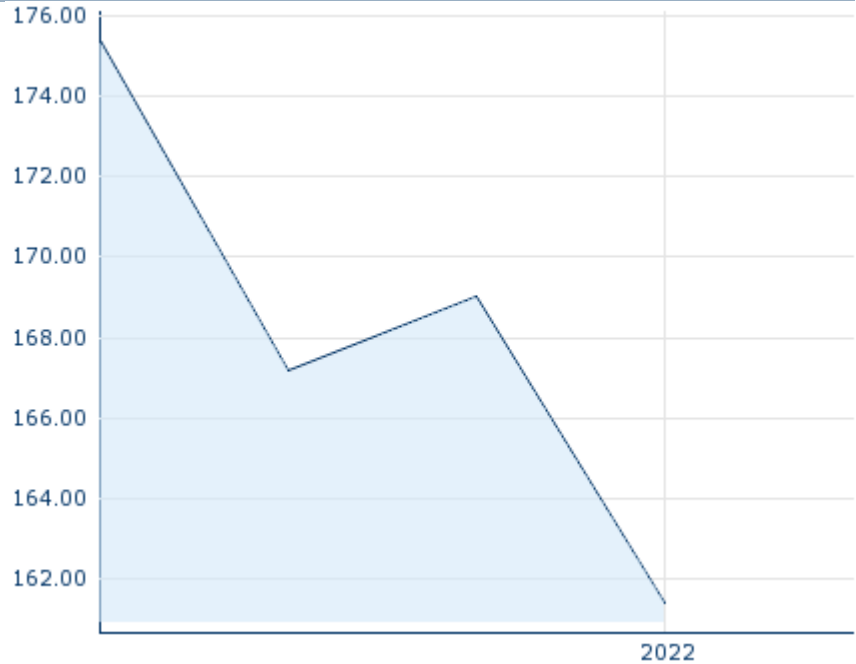
## Market data

Bid (Bid size)	150.00 NOK (20,000)
Ask (Ask size)	157.50 NOK (20,000)
Open	161.40 NOK
High	161.40 NOK
Low	161.40 NOK
Close (prev. day)	169.00 NOK
VWAP	161.40 NOK
Volume (pcs)	16,000
Trading volume	2,582,400.00
Number of trades	1
Last size	16,000

## Futures and Options


Related Futures	-
Related Options	-

5y



Information about previous performance does not guarantee future performance.  
Source: FactSet

## Recent research

on sector			
Date		Headline	Download
2024/04/29		Aktienempfehlungen Österreich	
2024/04/26		Global Equity Ratings	
2024/04/26		Aktienempfehlungen Global	
2024/04/15		Aktienempfehlungen Österreich	
2024/04/03		Global Equity Ratings	

## Details

2022/06/17 15:34:18

## Price

161.40 NOK

Difference  -4.50% (-7.60)

## General attributes

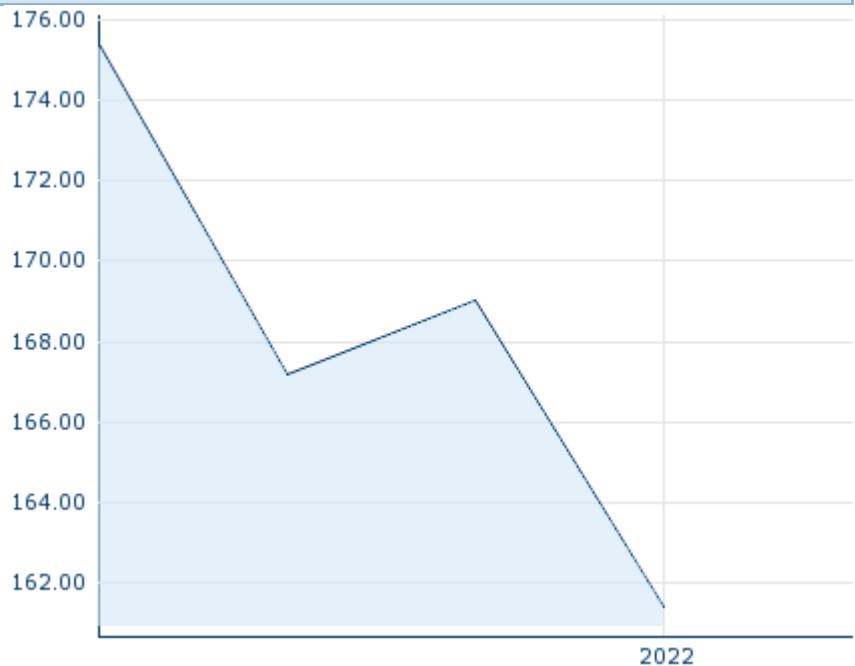
ISIN	NO0003078107
Symbol	AFG
Exchange	London Stock Exchange
Currency	NOK
Sector	Utilities
Security type	Stock
Market cap (m)	1,315 EUR
Benchmark	NORWAY OSLO BORS ALL SHARE(TRG)

## Market data

Bid (Bid size)	150.00 NOK (20,000)
Ask (Ask size)	157.50 NOK (20,000)
Open	161.40 NOK
High	161.40 NOK
Low	161.40 NOK
Close (prev. day)	169.00 NOK
VWAP	161.40 NOK
Volume (pcs)	16,000
Trading volume	2,582,400.00
Number of trades	1
Last size	16,000

## Performance and Risk

	6m	1y	3y
Perf (%)	-	-	-
Perf (abs.)	-	-	-
Beta	0.26	0.30	0.40
Volatility	-	-	-



5y

Information about previous performance does not guarantee future performance.  
Source: FactSet

## Price data

Ø price 5 days   Ø volume 5 days (pcs.)	- NOK (-)
Ø price 30 days   Ø volume 30 days (pcs.)	- NOK (-)
Ø price 100 days   Ø volume 100 days (pcs.)	- NOK (19)
Ø price 250 days   Ø volume 250 days (pcs.)	- NOK (12)
YTD High   date	- NOK (-)
YTD Low   date	- NOK (-)
52 Weeks High   date	- NOK (-)
52 Weeks Low   date	- NOK (-)

## Arbitrage views

Exchange 	Date	Time	Price	Trading volume (mio.)	Number of trades
Tradegate	2024/05/06	22:02	12.58 EUR	0.00	1
Stuttgart	2024/05/06	17:00	12.28 EUR	0.00	13
Munich	2024/05/06	08:02	12.28 EUR	0.00	2
London Stock Exchange	2022/06/17	15:34	161.40 NOK	2.58	1
Frankfurt	2024/05/06	09:13	12.32 EUR	0.00	2

	06					
First North Stockholm	2024/05/ 02	09:00	140.20 NOK	0.00		1
FINRA other OTC Issues	2023/12/ 07	02:10	10.12 USD	0.01		1
Duesseldorf	2024/05/ 06	08:12	12.24 EUR	0.00		3

## Company profile

### Company Logo



### Company Profile

-

### Contact Details

AF GRUPPEN

--

Innspurten 15 0663 Oslo

Telefon: +47 22 89 11 00

Fax: -

E-mail: -