

## BAYWA AG

ISIN: DE0005194005

WKN: 519400

## Overview

2021/11/04 17:22:42

## Price

47.20 EUR

Difference  45.68% (14.80)

## General attributes

ISIN	DE0005194005
Symbol	BYW
Exchange	London Stock Exchange
Currency	EUR
Sector	Commerce
Security type	Stock
Market cap (m)	868 EUR
Benchmark	GERMANY DAX

## Market data

Bid (Bid size)	28.40 EUR (1,000)
Ask (Ask size)	36.40 EUR (1,000)
Open	47.20 EUR
High	47.20 EUR
Low	47.20 EUR
Close (prev. day)	32.40 EUR
VWAP	47.20 EUR
Volume (pcs)	56
Trading volume	2,643.20
Number of trades	1
Last size	56

## Futures and Options











Related Futures	-
Related Options	-

5y

48.00  
47.75  
47.50  
47.25  
47.00  
46.75  
46.50  
46.25

Information about previous performance does not guarantee future performance.  
Source: FactSet

## Recent research

on sector	on market		
Date		Headline	Download
2024/04/26		Global Equity Ratings	
2024/04/26		Aktienempfehlungen Global	
2024/04/03		Global Equity Ratings	
2024/04/03		Aktienempfehlungen Global	
2024/03/13		Global Equity Ratings	

## Details

2021/11/04 17:22:42

## Price

47.20 EUR

Difference ▲ 45.68% (14.80)

## General attributes

ISIN	DE0005194005
Symbol	BYW
Exchange	London Stock Exchange
Currency	EUR
Sector	Commerce
Security type	Stock
Market cap (m)	868 EUR
Benchmark	GERMANY DAX

## Market data

Bid (Bid size)	28.40 EUR (1,000)
Ask (Ask size)	36.40 EUR (1,000)
Open	47.20 EUR
High	47.20 EUR
Low	47.20 EUR
Close (prev. day)	32.40 EUR
VWAP	47.20 EUR
Volume (pcs)	56
Trading volume	2,643.20
Number of trades	1
Last size	56

## Performance and Risk

	6m	1y	3y
Perf (%)	-	-	+57.86%
Perf (abs.)	-	-	+17.30
Beta	-0.68	-0.04	0.42
Volatility	-	-	70.16

5y



Information about previous performance does not guarantee future performance.  
Source: FactSet

## Price data

Ø price 5 days   Ø volume 5 days (pcs.)	35.06 EUR (11)
Ø price 30 days   Ø volume 30 days (pcs.)	32.54 EUR (2)
Ø price 100 days   Ø volume 100 days (pcs.)	30.51 EUR (1)
Ø price 250 days   Ø volume 250 days (pcs.)	30.93 EUR (0)
YTD High   date	47.20 EUR (2021/11/04)
YTD Low   date	47.20 EUR (2021/11/04)
52 Weeks High   date	47.20 EUR (2021/11/04)
52 Weeks Low   date	47.20 EUR (2021/11/04)

## Arbitrage views

Exchange <span>📍</span>	Date	Time	Price	Trading volume (mio.)	Number of trades
Xetra	2024/05/03	17:35	32.70 EUR	0.00	2
Tradegate	2024/05/03	22:26	32.90 EUR	0.00	3
Stuttgart	2024/05/03	21:45	32.10 EUR	0.00	59
Munich	2024/05/03	08:02	33.70 EUR	0.00	2
London Stock	2021/11/04	17:22	47.20 EUR	0.00	1

Exchange	04						
Frankfurt	2024/05/03	08:20	32.00	EUR	0.00		2
Duesseldorf	2024/05/03	19:31	32.00	EUR	0.00		6
Berlin	2024/05/03	21:40	32.90	EUR	0.00		15

# Company profile

## Company Logo



## Contact Details

BAYWA AG

--

Arabellastrasse 4 - 81925 München

Telefon: +49-89-9222-0

Fax: +49-89-9212-3887

E-mail: [info@baywa.de](mailto:info@baywa.de)

## Company Profile

-

### Members of Management Board

Marcus Pöllinger	Chairman of Managing Board
Andreas Helber	Member of Executive Committee
Marlen Wienert	Member of Executive Committee
Reinhard Wolf	Member of Executive Committee

### Board of directors

Bernhard Loy	Member of Supervisory Board
Ingrid Halbritter	Member of Supervisory Board
Jaana Hampel	Member of Supervisory Board
Joachim Rukwied	Member of Supervisory Board
Jürgen Hahnemann	Member of Supervisory Board
Maria-Magdalena Waschbichler	Member of Supervisory Board
Michael Göschelbauer	Member of Supervisory Board
Michael Höllerer	Member of Supervisory Board
Michael Kuffner	Member of Supervisory Board
Monika Hohlmeier	Member of Supervisory Board
Monique Surges	Member of Supervisory Board
Thomas Gürlebeck	Member of Supervisory Board
Thomas Stuber	Member of Supervisory Board
Wilhelm Josef Oberhofer	Member of Supervisory Board
Wolfgang Altmüller	Member of Supervisory Board