

KESKO OYJ CLASS B

ISIN: **FI0009000202** WKN: **KESKOB**

Overview

2024/09/18 17:25:00

Price

18.2475 EUR

Difference  -0.34% (-0.06)

General attributes

ISIN FI0009000202

Symbol KESKOB

Exchange London Stock Exchange
European Trade Reporting

Currency EUR

Sector Commerce

Security type Stock

Market cap (m) 4,927 EUR

Benchmark OMX HELSINKI 25

Market data

Bid (Bid size) 17.87 EUR (1,500)

Ask (Ask size) 18.625 EUR (1,500)

Open 18.24 EUR

High 18.2475 EUR

Low 18.24 EUR

Close (prev. day) 18.31 EUR

VWAP 17.90 EUR

Volume (pcs) -

Trading volume -

Number of trades 2

Last size -

Futures and Options

Related Futures 38

Related Options -










5y



Information about previous performance does not guarantee future performance.

Source: FactSet

Recent research

on sector		on market	
Date		Headline	Download
2024/09/11		Global Equity Ratings	
2024/09/11		Aktienempfehlungen Global	
2024/09/05		Global Equity Ratings	
2024/09/05		Aktienempfehlungen Global	
2024/08/12		Global Equity Ratings	

Details

2024/09/18 17:25:00

Price

18.2475 EUR

Difference ▼ -0.34% (-0.06)

General attributes

ISIN	F10009000202
Symbol	KESKOB
Exchange	London Stock Exchange European Trade Reporting
Currency	EUR
Sector	Commerce
Security type	Stock
Market cap (m)	4,927 EUR
Benchmark	OMX HELSINKI 25

Market data

Bid (Bid size)	17.87 EUR (1,500)
Ask (Ask size)	18.625 EUR (1,500)
Open	18.24 EUR
High	18.2475 EUR
Low	18.24 EUR
Close (prev. day)	18.31 EUR
VWAP	17.90 EUR
Volume (pcs)	-
Trading volume	-
Number of trades	2
Last size	-

Performance and Risk

	6m	1y	3y
Perf (%)	+5.45%	+3.28%	-43.35%
Perf (abs.)	+0.94	+0.58	-13.96
Beta	-	-	-
Volatility	22.17	22.25	27.08

5y



Information about previous performance does not guarantee future performance.
Source: FactSet

Price data

Ø price 5 days Ø volume 5 days (pcs.)	18.1725 EUR (0)
Ø price 30 days Ø volume 30 days (pcs.)	18.0605 EUR (0)
Ø price 100 days Ø volume 100 days (pcs.)	17.0180 EUR (11,000)
Ø price 250 days Ø volume 250 days (pcs.)	17.0625 EUR (12,867)
YTD High date	18.6750 EUR (2024/01/30)
YTD Low date	15.8850 EUR (2024/04/25)
52 Weeks High date	18.6750 EUR (2024/01/30)
52 Weeks Low date	15.1000 EUR (2023/10/25)

Arbitrage views

Exchange	Date	Time	Price	Trading volume (mio.)	Number of trades
Tradegate	2024/09/18	22:26	18.205 EUR	0.02	1
Stuttgart	2024/09/18	15:31	18.07 EUR	0.00	11
Nasdaq Helsinki	2024/09/18	18:00	18.18 EUR	5.12	899
Munich	2024/09/18	08:12	18.20 EUR	0.00	2

London Stock Exchange European Trade Reporting	2024/ 09/18	17:25	18.2475 EUR	0.00	2
Hanover	2024/ 09/18	08:01	18.175 EUR	0.00	3
Frankfurt	2024/ 09/18	08:20	18.20 EUR	0.00	2
FINRA other OTC Issues	2024/ 08/06	16:10	18.25 USD	0.01	1
Duesseldorf	2024/ 09/18	08:10	18.14 EUR	0.00	3
Berlin	2024/ 09/18	08:12	18.20 EUR	0.00	3

Company profile

Company Logo



Contact Details

KESKO OYJ

--

Työpajankatu 12 - 00580 Helsinki

Telefon: +358-10-5311

Fax: +358-9-174-398

E-mail: -

Company Profile

-

Members of Management Board

Jorma Rauhala Chairman of Managing Board

Ari Akseli Member of Executive Committee

Jukka Erlund Member of Executive Committee

Karoliina Partanen Member of Executive Committee

Matti Mettälä Member of Executive Committee

Riikka Joukio Member of Executive Committee

Board of directors

Esa Mikael Kiiskinen Chairman of Supervisory Board

Piia Karhu Member of Supervisory Board

Timo Olavi Ritakallio Member of Supervisory Board

Jannica Charlotta E. Fagerholm Member of Supervisory Board

Jussi Perälä Member of Supervisory Board

Pauli Jaakola Member of Supervisory Board

Peter Thor Fagernäs Member of Supervisory Board