

GARIBALDI RESOURCES CORPORATION

ISIN: CA3660441054 WKN: -

Overview

2024/07/11 22:02:09

Price
0.0595 EURDifference  -5.56% (-0.00)

General attributes

ISIN	CA3660441054
Symbol	GGI
Exchange	Tradegate
Currency	EUR
Sector	Energy / Commodities
Security type	Stock
Market cap (m)	8 EUR
Benchmark	S&P/TSX 60 INDEX

Market data

Bid (Bid size)	0.054 EUR (18,622)
Ask (Ask size)	0.0645 EUR (15,480)
Open	0.0595 EUR
High	0.0595 EUR
Low	0.0595 EUR
Close (prev. day)	0.063 EUR
VWAP	0.0665 EUR
Volume (pcs)	-
Trading volume	-
Number of trades	1
Last size	-

Futures and Options









Related Futures	-
Related Options	-

5y



Information about previous performance does not guarantee future performance.
Source: FactSet

Recent research

on sector			
Date		Headline	Download
2024/07/09		Aktienempfehlungen Österreich	
2024/06/24		Aktienempfehlungen Österreich	
2024/06/21		Global Equity Ratings	
2024/06/21		Aktienempfehlungen Global	
2024/06/14		Equity Weekly	

Details

2024/07/11 22:02:09

Price

0.0595 EUR

Difference ▼ -5.56% (-0.00)

General attributes

ISIN	CA3660441054
Symbol	GGI
Exchange	Tradegate
Currency	EUR
Sector	Energy / Commodities
Security type	Stock
Market cap (m)	8 EUR
Benchmark	S&P/TSX 60 INDEX

Market data

Bid (Bid size)	0.054 EUR (18,622)
Ask (Ask size)	0.0645 EUR (15,480)
Open	0.0595 EUR
High	0.0595 EUR
Low	0.0595 EUR
Close (prev. day)	0.063 EUR
VWAP	0.0665 EUR
Volume (pcs)	-
Trading volume	-
Number of trades	1
Last size	-

Performance and Risk

	6m	1y	3y
Perf (%)	+5.31%	-38.02%	-77.72%
Perf (abs.)	+0.00	-0.04	-0.21
Beta	-1.11	-0.88	0.14
Volatility	91.78	86.50	80.67

5y



Information about previous performance does not guarantee future performance.
Source: FactSet

Price data

Ø price 5 days Ø volume 5 days (pcs.)	0.0647 EUR (200)
Ø price 30 days Ø volume 30 days (pcs.)	0.0687 EUR (2,311)
Ø price 100 days Ø volume 100 days (pcs.)	0.0678 EUR (2,618)
Ø price 250 days Ø volume 250 days (pcs.)	0.0720 EUR (3,359)
YTD High date	0.0870 EUR (2024/05/13)
YTD Low date	0.0500 EUR (2024/01/25)
52 Weeks High date	0.1000 EUR (2023/08/10)
52 Weeks Low date	0.0485 EUR (2023/11/20)

Arbitrage views

Exchange ⊕	Date	Time	Price	Trading volume (mio.)	Number of trades
Tradegate	2024/07/11	22:02	0.0595 EUR	0.00	1
TSX Venture Exchange	2024/07/11	20:30	0.09 CAD	0.00	6
Stuttgart	2024/07/11	21:55	0.054 EUR	0.00	14
London Stock Exchange	2023/08/02	17:39	0.145 CAD	0.00	1
Frankfurt	2024/07/11	08:01	0.036 EUR	0.00	2

	11					
FINRA other OTC Issues	2024/07/11	15:30	0.06 USD	0.00		2
Berlin	2024/07/11	20:48	0.061 EUR	0.00		22

Company profile

Company Logo

Contact Details

GARIBALDI RESOURCES

--

Telefon: -

Fax: -

E-mail: -

Company Profile

-