

## BRIQ PROPERTIES REIC EUR2.10

ISIN: **GRS517003000** WKN: -

## Overview

2018/05/22 17:36:36

5y

## Price

1.845 EUR

Difference  4.07% (0.07)

## General attributes

ISIN	GRS517003000
Symbol	BRIQ
Exchange	London Stock Exchange
Currency	EUR
Sector	-
Security type	Stock
Market cap (m)	70 EUR
Benchmark	GREECE

## Market data

Bid (Bid size)	-
Ask (Ask size)	-
Open	1.845 EUR
High	1.845 EUR
Low	1.845 EUR
Close (prev. day)	1.7729 EUR
VWAP	-
Volume (pcs)	-
Trading volume	-
Number of trades	1
Last size	-

## Futures and Options








Related Futures	-
Related Options	-

Chart  
not available

Information about previous performance does not guarantee future performance.  
Source: FactSet

## Recent research

on market

Date		Headline	Download
2024/07/24		Aktienempfehlungen Global	
2024/07/15		Aktienempfehlungen Global	
2024/07/03		Global Strategy 3Q 2024	
2024/07/03		Global Strategy 3Q 2024	
2024/06/21		Global Equity Ratings	

## Details

2018/05/22 17:36:36

## Price

1.845 EUR

Difference  4.07% (0.07)

## General attributes

ISIN	GRS517003000
Symbol	BRIQ
Exchange	London Stock Exchange
Currency	EUR
Sector	-
Security type	Stock
Market cap (m)	70 EUR
Benchmark	GREECE

## Market data

Bid (Bid size)	-
Ask (Ask size)	-
Open	1.845 EUR
High	1.845 EUR
Low	1.845 EUR
Close (prev. day)	1.7729 EUR
VWAP	-
Volume (pcs)	-
Trading volume	-
Number of trades	1
Last size	-

## Performance and Risk

	6m	1y	3y
Perf (%)	-	-	-
Perf (abs.)	-	-	-
Beta	0.40	0.27	0.33
Volatility	-	-	-

5y

Chart  
not available

Information about previous performance does not guarantee future performance.  
Source: FactSet

## Price data

Ø price 5 days   Ø volume 5 days (pcs.)	1.838 EUR (0)
Ø price 30 days   Ø volume 30 days (pcs.)	1.856 EUR (0)
Ø price 100 days   Ø volume 100 days (pcs.)	- EUR (0)
Ø price 250 days   Ø volume 250 days (pcs.)	- EUR (0)
YTD High   date	2.080 EUR (2018/01/26)
YTD Low   date	1.760 EUR (2018/01/04)
52 Weeks High   date	2.080 EUR (2018/01/26)
52 Weeks Low   date	1.630 EUR (2017/12/14)

## Arbitrage views

Exchange 	Date	Time	Price	Trading volume (mio.)	Number of trades
London Stock Exchange	2018/05/22	17:36	1.845 EUR	0.00	1
Frankfurt	2024/07/26	08:03	1.91 EUR	0.00	2
Athens Stock Exchange	2024/07/26	16:10	1.95 EUR	0.04	22

## Company profile

### Company Logo

#### Contact Details

BRIQ PROPERTIES REIC

--

----

Telefon: -

Fax: -

E-mail: -

### Company Profile

-