

GRAND CITY PROPERTIES S.A.

ISIN: LU0775917882 WKN: A1JXCV

Overview

2024/07/16 11:00:44

Price

11.50 EUR

Difference  -0.26% (-0.03)

General attributes

ISIN	LU0775917882
Symbol	GYC
Exchange	Vienna Stock Exchange
Currency	EUR
Sector	Other
Security type	Stock
Market cap (m)	1,987 EUR
Benchmark	ATX AUSTRIAN TRADED INDEX

Market data

Bid (Bid size)	11.20 EUR (781)
Ask (Ask size)	11.84 EUR (781)
Open	11.54 EUR
High	11.54 EUR
Low	11.50 EUR
Close (prev. day)	11.53 EUR
VWAP	10.55 EUR
Volume (pcs)	0
Trading volume	0.00
Number of trades	2
Last size	0

Futures and Options

Related Futures	15
Related Options	-




5y



Information about previous performance does not guarantee future performance.

Source: FactSet

Recent research

on sector		on market	
Date		Headline	Download
2024/07/15		Aktienempfehlungen Global	
2024/07/12		Global Equity Ratings	
2024/07/09		Aktienempfehlungen Österreich	
2024/07/05		Equity Weekly	
2024/06/24		Aktienempfehlungen Österreich	

Details

2024/07/16 11:00:44

Price

11.50 EUR

Difference ▼ -0.26% (-0.03)

General attributes

ISIN	LU0775917882
Symbol	GYC
Exchange	Vienna Stock Exchange
Currency	EUR
Sector	Other
Security type	Stock
Market cap (m)	1,987 EUR
Benchmark	ATX AUSTRIAN TRADED INDEX

Market data

Bid (Bid size)	11.20 EUR (781)
Ask (Ask size)	11.84 EUR (781)
Open	11.54 EUR
High	11.54 EUR
Low	11.50 EUR
Close (prev. day)	11.53 EUR
VWAP	10.55 EUR
Volume (pcs)	0
Trading volume	0.00
Number of trades	2
Last size	0

Performance and Risk

	6m	1y	3y
Perf (%)	+19.92%	+55.39%	-48.71%
Perf (abs.)	+1.92	+4.11	-10.95
Beta	0.83	1.08	0.69
Volatility	33.87	37.00	36.19

5y



Information about previous performance does not guarantee future performance.
Source: FactSet

Price data

Ø price 5 days Ø volume 5 days (pcs.)	11.58 EUR (0)
Ø price 30 days Ø volume 30 days (pcs.)	10.94 EUR (53)
Ø price 100 days Ø volume 100 days (pcs.)	10.39 EUR (186)
Ø price 250 days Ø volume 250 days (pcs.)	9.36 EUR (150)
YTD High date	11.78 EUR (2024/05/20)
YTD Low date	8.47 EUR (2024/01/23)
52 Weeks High date	11.78 EUR (2024/05/20)
52 Weeks Low date	7.18 EUR (2023/08/08)

Arbitrage views

Exchange	Date	Time	Price	Trading volume (mio.)	Number of trades
Xetra	2024/07/16	15:09	11.47 EUR	0.08	78
Vienna Stock Exchange	2024/07/16	11:00	11.50 EUR	0.00	2
Tradegate	2024/07/16	13:13	11.50 EUR	0.04	14
Stuttgart	2024/07/16	15:15	11.45 EUR	0.00	31
Munich	2024/	08:00	11.44 EUR	0.00	1

	07/16					
London Stock Exchange European Trade Reporting	2024/ 07/16	09:00	11.565 EUR	0.00		1
Hanover	2024/ 07/16	08:16	11.48 EUR	0.00		1
Hamburg	2024/ 07/16	08:16	11.48 EUR	0.00		1
Frankfurt	2024/ 07/16	08:20	11.48 EUR	0.00		1
FINRA other OTC Issues	2024/ 06/03	15:30	12.30 USD	0.01		1
Duesseldorf	2024/ 07/16	12:32	11.43 EUR	0.01		4
Berlin	2024/ 07/16	08:00	11.45 EUR	0.00		1

Company profile

Company Logo



Contact Details

GRAND CITY PROPERTIES SA

--

37, Boulevard Joseph II - 1840 Luxembourg

Telefon: +352-28-77-87-86

Fax: +

E-mail: info@grandcity.lu

Company Profile

-

Members of Management Board

Refael Zamir Chairman of Managing Board

Idan Hadad Member of Executive Committee

Board of directors

Christian Windfuhr Chairman of Supervisory Board

Markus Leininger Member of Supervisory Board

Simone Runge-Brandner Member of Supervisory Board