

GRENKE AG

ISIN:

DE000A161N30

WKN: A161N3

Overview

2022/11/29 09:05:27

Price

21.16 EUR

Difference  0.00% (0.00)

General attributes

ISIN	DE000A161N30
Symbol	GLJ
Exchange	Vienna Stock Exchange
Currency	EUR
Sector	IT-Technology
Security type	Stock
Market cap (m)	983 EUR
Benchmark	GERMANY DAX

Market data

Bid (Bid size)	21.20 EUR (458)
Ask (Ask size)	21.50 EUR (66)
Open	21.16 EUR
High	21.16 EUR
Low	21.16 EUR
Close (prev. day)	21.16 EUR
VWAP	0.00 EUR
Volume (pcs)	0
Trading volume	0.00
Number of trades	1
Last size	0

Futures and Options




Related Futures	15
Related Options	-

5y



Information about previous performance does not guarantee future performance.
Source: FactSet

Recent research

on sector		on market	
Date		Headline	Download
2022/11/28		Aktienempfehlungen Österreich	
2022/11/28		Global Equity Ratings	
2022/11/28		Aktienempfehlungen Global	
2022/11/21		Aktienempfehlungen Österreich	
2022/11/18		Equity Weekly	

Details

2022/11/29 09:05:27

Price

21.16 EUR

Difference  0.00% (0.00)

General attributes

ISIN	DE000A161N30
Symbol	GLJ
Exchange	Vienna Stock Exchange
Currency	EUR
Sector	IT-Technology
Security type	Stock
Market cap (m)	983 EUR
Benchmark	GERMANY DAX

Market data

Bid (Bid size)	21.20 EUR (458)
Ask (Ask size)	21.50 EUR (66)
Open	21.16 EUR
High	21.16 EUR
Low	21.16 EUR
Close (prev. day)	21.16 EUR
VWAP	0.00 EUR
Volume (pcs)	0
Trading volume	0.00
Number of trades	1
Last size	0

Performance and Risk

	6m	1y	3y
Perf (%)	-19.05%	-31.12%	-75.14%
Perf (abs.)	-4.98	-9.56	-63.94
Beta	0.97	1.05	1.11
Volatility	42.45	46.58	65.28

5y



Information about previous performance does not guarantee future performance.
Source: FactSet

Price data

Ø price 5 days Ø volume 5 days (pcs.)	21.23 EUR (0)
Ø price 30 days Ø volume 30 days (pcs.)	21.02 EUR (0)
Ø price 100 days Ø volume 100 days (pcs.)	22.67 EUR (0)
Ø price 250 days Ø volume 250 days (pcs.)	25.30 EUR (1)
YTD High date	32.57 EUR (2022/01/04)
YTD Low date	18.20 EUR (2022/09/29)
52 Weeks High date	32.57 EUR (2022/01/04)
52 Weeks Low date	18.20 EUR (2022/09/29)

Arbitrage views

Exchange 	Date	Time	Price	Trading volume (mio.)	Number of trades
Xetra	2022/11/29	11:45	21.24 EUR	0.20	106
Vienna Stock Exchange	2022/11/29	09:05	21.16 EUR	0.00	1
Tradegate	2022/11/29	11:45	21.32 EUR	0.12	21
Stuttgart	2022/11/29	11:45	21.26 EUR	0.00	13
Munich	2022/	08:00	21.18 EUR	0.00	1

	11/29						
London Stock Exchange European Trade Reporting	2022/ 11/29	09:00	21.14	EUR	0.00		1
Hanover	2022/ 11/29	08:15	21.24	EUR	0.00		1
Hamburg	2022/ 11/29	08:15	21.24	EUR	0.00		1
Frankfurt	2022/ 11/29	10:04	21.04	EUR	0.01		2
FINRA other OTC Issues	2022/ 09/14	22:50	24.10	USD	0.00		1
Duesseldorf	2022/ 11/29	10:30	20.96	EUR	0.00		4
Berlin	2022/ 11/29	08:00	21.20	EUR	0.00		1

Company profile

Company Logo

GRENKE

FAST // FORWARD // FINANCE

Contact Details

GRENKE AG

--

Neuer Markt 2 - 76532 Baden-Baden

Telefon: 49-7221-5007-204

Fax: 49-7221-5007-4218

E-mail: service@grenke.de

Company Profile

-

Members of Management Board

Michael Bücken Chairman of Managing Board

Gilles Christ Member of Executive Committee

Isabel Rösler Member of Executive Committee

Sebastian Hirsch Member of Executive Committee

Board of directors

Ernst-Moritz Lipp Chairman of Supervisory Board

Konstantin N. M. Mettenheimer Member of Supervisory Board

Ljiljana Mitic Member of Supervisory Board

Jens Rönnerberg Member of Supervisory Board

Nils Kröber Member of Supervisory Board

Norbert Freisleben Member of Supervisory Board