

## TAKKT AG

ISIN: DE0007446007

WKN: -

## Overview

2024/04/26 17:32:20

Price

12.92 EUR

Difference  2.87% (0.36)

## General attributes

ISIN	DE0007446007
Symbol	-
Exchange	Vienna Stock Exchange
Currency	EUR
Sector	Commerce
Security type	Stock
Market cap (m)	845 EUR
Benchmark	GERMANY DAX

## Market data

Bid (Bid size)	-
Ask (Ask size)	-
Open	12.64 EUR
High	12.92 EUR
Low	12.64 EUR
Close (prev. day)	12.56 EUR
VWAP	0.00 EUR
Volume (pcs)	0
Trading volume	0.00
Number of trades	2
Last size	0

## Futures and Options

Related Futures	-
Related Options	-










5y



Information about previous performance does not guarantee future performance.

Source: FactSet

## Recent research

on sector		on market	
Date		Headline	Download
2024/04/26		Global Equity Ratings	
2024/04/26		Aktienempfehlungen Global	
2024/04/03		Global Equity Ratings	
2024/04/03		Aktienempfehlungen Global	
2024/03/13		Global Equity Ratings	

## Details

2024/04/26 17:32:20

## Price

12.92 EUR

Difference ▲ 2.87% (0.36)

## General attributes

ISIN	DE0007446007
Symbol	-
Exchange	Vienna Stock Exchange
Currency	EUR
Sector	Commerce
Security type	Stock
Market cap (m)	845 EUR
Benchmark	GERMANY DAX

## Market data

Bid (Bid size)	-
Ask (Ask size)	-
Open	12.64 EUR
High	12.92 EUR
Low	12.64 EUR
Close (prev. day)	12.56 EUR
VWAP	0.00 EUR
Volume (pcs)	0
Trading volume	0.00
Number of trades	2
Last size	0

## Performance and Risk

	6m	1y	3y
Perf (%)	+6.60%	-7.18%	-8.89%
Perf (abs.)	+0.80	-1.00	-1.26
Beta	0.49	0.41	0.30
Volatility	23.18	26.11	26.01

5y



Information about previous performance does not guarantee future performance.  
Source: FactSet

## Price data

Ø price 5 days   Ø volume 5 days (pcs.)	13.04 EUR (0)
Ø price 30 days   Ø volume 30 days (pcs.)	13.21 EUR (0)
Ø price 100 days   Ø volume 100 days (pcs.)	13.48 EUR (0)
Ø price 250 days   Ø volume 250 days (pcs.)	13.47 EUR (4)
YTD High   date	14.52 EUR (2024/01/25)
YTD Low   date	12.56 EUR (2024/04/25)
52 Weeks High   date	15.02 EUR (2023/05/23)
52 Weeks Low   date	11.76 EUR (2023/10/24)

## Arbitrage views

Exchange <span>⊕</span>	Date	Time	Price	Trading volume (mio.)	Number of trades
Xetra	2024/04/26	17:35	12.86 EUR	0.41	240
Vienna Stock Exchange	2024/04/26	17:32	12.92 EUR	0.00	2
Tradegate	2024/04/26	22:26	12.86 EUR	0.06	24
Stuttgart	2024/04/26	21:45	12.74 EUR	0.00	61
SIX Swiss Exchange	2019/	17:31	13.72 CHF	0.01	1

	06/25						
Munich	2024/ 04/26	08:02	12.76	EUR	0.00		2
London Stock Exchange European Trade Reporting	2024/ 04/26	17:30	12.88	EUR	0.00		2
Hanover	2024/ 04/26	08:16	12.62	EUR	0.00		3
Hamburg	2024/ 04/26	08:16	12.62	EUR	0.00		1
Frankfurt	2024/ 04/26	08:00	12.62	EUR	0.00		2
Duesseldorf	2024/ 04/26	19:32	12.74	EUR	0.00		7
Berlin	2024/ 04/26	21:52	12.86	EUR	0.00		16

## Company profile

### Company Logo



### Contact Details

TAKKT AG

--

Presselstraße 12 - 70191 Stuttgart

Telefon: +49-711-3465-80

Fax: +49-711-3465-8100

E-mail: kontakt@takkt.de

### Company Profile

-

#### Members of Management Board

Maria Zesch Chairman of Managing Board

Lars Bolscho Member of Executive Committee

#### Board of directors

Thomas Schmidt Chairman of Supervisory Board

Florian Funck Member of Supervisory Board

Johannes Haupt Member of Supervisory Board

Aliz Tepfenhart Member of Supervisory Board

Alyssa McDonald-Bärtl Member of Supervisory Board

Thomas Kniehl Member of Supervisory Board