

## RATIONAL AG

ISIN: DE0007010803

WKN: 701080

## Overview

2024/09/05 17:32:24

Price

866.50 EUR

Difference  -1.70% (-15.00)

## General attributes

ISIN	DE0007010803
Symbol	RAA
Exchange	Vienna Stock Exchange
Currency	EUR
Sector	Consumer Products
Security type	Stock
Market cap (m)	9,841 EUR
Benchmark	GERMANY DAX

## Market data

Bid (Bid size)	-
Ask (Ask size)	-
Open	878.50 EUR
High	878.50 EUR
Low	866.50 EUR
Close (prev. day)	881.50 EUR
VWAP	800.00 EUR
Volume (pcs)	0
Trading volume	0.00
Number of trades	5
Last size	0

## Futures and Options

Related Futures	24
Related Options	-





5y



Information about previous performance does not guarantee future performance.

Source: FactSet

## Recent research

on sector		on market	
Date		Headline	Download
2024/09/05		Global Equity Ratings	
2024/09/05		Aktienempfehlungen Global	
2024/08/26		Aktienempfehlungen Österreich	
2024/08/13		Aktienempfehlungen Österreich	
2024/08/12		Global Equity Ratings	

## Details

2024/09/05 17:32:24

## Price

866.50 EUR

Difference ▼ -1.70% (-15.00)

## General attributes

ISIN	DE0007010803
Symbol	RAA
Exchange	Vienna Stock Exchange
Currency	EUR
Sector	Consumer Products
Security type	Stock
Market cap (m)	9,841 EUR
Benchmark	GERMANY DAX

## Market data

Bid (Bid size)	-
Ask (Ask size)	-
Open	878.50 EUR
High	878.50 EUR
Low	866.50 EUR
Close (prev. day)	881.50 EUR
VWAP	800.00 EUR
Volume (pcs)	0
Trading volume	0.00
Number of trades	5
Last size	0

## Performance and Risk

	6m	1y	3y
Perf (%)	+18.86%	+26.77%	-8.46%
Perf (abs.)	+137.50	+183.00	-80.10
Beta	0.97	1.02	0.93
Volatility	29.96	29.52	34.71

5y



Information about previous performance does not guarantee future performance.  
Source: FactSet

## Price data

Ø price 5 days   Ø volume 5 days (pcs.)	895.10 EUR (0)
Ø price 30 days   Ø volume 30 days (pcs.)	860.28 EUR (0)
Ø price 100 days   Ø volume 100 days (pcs.)	816.15 EUR (0)
Ø price 250 days   Ø volume 250 days (pcs.)	731.78 EUR (0)
YTD High   date	920.50 EUR (2024/08/20)
YTD Low   date	647.00 EUR (2024/01/05)
52 Weeks High   date	920.50 EUR (2024/08/20)
52 Weeks Low   date	523.00 EUR (2023/10/27)

## All listings for RATIONAL AG

Exchange	Date	Time	Price	Trading volume (mio.)	Number of trades
Xetra	2024/09/05	17:35	865.50 EUR	3.76	527
Vienna Stock Exchange	2024/09/05	17:32	866.50 EUR	0.00	5
Tradegate	2024/09/05	22:26	866.50 EUR	0.05	16
Stuttgart	2024/09/05	21:55	865.00 EUR	0.00	61
SIX Swiss Exchange	2019/	17:34	646.00 CHF	0.00	1

	02/28						
Munich	2024/ 09/05	17:25	867.00	EUR	0.00		3
London Stock Exchange European Trade Reporting	2024/ 09/05	17:30	867.50	EUR	0.00		2
Hanover	2024/ 09/05	08:16	878.00	EUR	0.00		3
Hamburg	2024/ 09/05	08:16	878.00	EUR	0.00		3
Frankfurt	2024/ 09/05	08:20	878.00	EUR	0.00		2
FINRA other OTC Issues	2024/ 08/29	18:07	959.10	USD	0.01		2
Duesseldorf	2024/ 09/05	19:32	856.00	EUR	0.00		7
Berlin	2024/ 09/05	21:52	864.50	EUR	0.00		18

## Company profile

### Company Logo



### Contact Details

RATIONAL AG

--

Siegfried-Meister-Strasse 1 - 86899  
Landsberg am Lech

Telefon: +49-8191-327-0

Fax: +

E-mail: [info@rational-online.com](mailto:info@rational-online.com)

### Company Profile

-

#### Members of Management Board

Peter Stadelmann Chairman of Managing Board

Martin Hermann Member of Executive Committee

Jörg Walter Member of Executive Committee

Markus Paschmann Member of Executive Committee

Peter Wiedemann Member of Executive Committee

#### Board of directors

Walter Kurtz Chairman of Supervisory Board

Christoph Lintz Member of Supervisory Board

Johannes Wuerbser Member of Supervisory Board

Clarissa Käfer Member of Supervisory Board

Erich Baumgärtner Member of Supervisory Board

Moritz Graser Member of Supervisory Board

Werner Schwind Member of Supervisory Board