

KLONDIKE GOLD CORP.

ISIN: **CA4989033010** WKN: -

Overview

2024/10/18 22:02:03

Price
0.052 EUR

Difference  0.00% (0.00)

General attributes

ISIN	CA4989033010
Symbol	KG
Exchange	Tradegate
Currency	EUR
Sector	Energy / Commodities
Security type	Stock
Market cap (m)	10 EUR
Benchmark	S&P/TSX 60 INDEX

Market data

Bid (Bid size)	0.048 EUR (40,000)
Ask (Ask size)	0.056 EUR (15,000)
Open	0.052 EUR
High	0.052 EUR
Low	0.052 EUR
Close (prev. day)	0.052 EUR
VWAP	0.056 EUR
Volume (pcs)	-
Trading volume	-
Number of trades	1
Last size	-

Futures and Options









Related Futures	-
Related Options	-

5y



Information about previous performance does not guarantee future performance.
Source: FactSet

Recent research

on sector		
Date	Headline	Download
2024/10/18	 Equity Weekly	
2024/10/14	 Aktienempfehlungen Österreich	
2024/10/11	 Equity Weekly	
2024/10/04	 Equity Weekly	
2024/09/27	 Global Equity Ratings	

Details

2024/10/18 22:02:03

Price

0.052 EUR

 Difference ↔ 0.00% (0.00)

General attributes

ISIN	CA4989033010
Symbol	KG
Exchange	Tradegate
Currency	EUR
Sector	Energy / Commodities
Security type	Stock
Market cap (m)	10 EUR
Benchmark	S&P/TSX 60 INDEX

Market data

Bid (Bid size)	0.048 EUR (40,000)
Ask (Ask size)	0.056 EUR (15,000)
Open	0.052 EUR
High	0.052 EUR
Low	0.052 EUR
Close (prev. day)	0.052 EUR
VWAP	0.056 EUR
Volume (pcs)	-
Trading volume	-
Number of trades	1
Last size	-

Performance and Risk

	6m	1y	3y
Perf (%)	-12.61%	+2.97%	-59.69%
Perf (abs.)	-0.01	+0.00	-0.08
Beta	-1.00	-0.30	0.26
Volatility	67.85	79.77	73.61

5y



Information about previous performance does not guarantee future performance.
Source: FactSet

Price data

Ø price 5 days Ø volume 5 days (pcs.)	0.052 EUR (1,930)
Ø price 30 days Ø volume 30 days (pcs.)	0.053 EUR (5,055)
Ø price 100 days Ø volume 100 days (pcs.)	0.054 EUR (5,393)
Ø price 250 days Ø volume 250 days (pcs.)	0.057 EUR (7,253)
YTD High date	0.087 EUR (2024/01/16)
YTD Low date	0.041 EUR (2024/08/20)
52 Weeks High date	0.087 EUR (2024/01/16)
52 Weeks Low date	0.041 EUR (2024/08/20)

Arbitrage views

Exchange ⊕	Date	Time	Price	Trading volume (mio.)	Number of trades
Tradegate	2024/10/18	22:02	0.052 EUR	0.00	1
TSX Venture Exchange	2024/10/18	20:05	0.075 CAD	0.00	2
Stuttgart	2024/10/18	21:31	0.0475 EUR	0.00	4
Munich	2024/10/18	08:01	0.0515 EUR	0.00	1
Frankfurt	2024/10/18	09:32	0.042 EUR	0.00	1

	18					
FINRA other OTC Issues	2024/10/18	21:48	0.0563 USD	0.00		8
Duesseldorf	2024/10/18	19:32	0.048 EUR	0.00		5
Berlin	2024/10/18	19:10	0.052 EUR	0.00		12

Company profile

Company Logo

Contact Details

KLONDIKE GOLD

--

Telefon: -

Fax: -

E-mail: -

Company Profile

-