

TOYOTA MOTOR CORP

ISIN: **JP3633400001** WKN:
7203

Overview

2022/08/12 09:56:02

Price

15.542 EUR

Difference  2.24% (0.34)

General attributes

ISIN	JP3633400001
Symbol	7203
Exchange	Stuttgart
Currency	EUR
Sector	Automotive
Security type	Stock
Market cap (m)	213,431 EUR
Benchmark	NIKKEI 225

Market data

Bid (Bid size)	- (0)
Ask (Ask size)	- (0)
Open	15.474 EUR
High	15.542 EUR
Low	15.474 EUR
Close (prev. day)	15.202 EUR
VWAP	-
Volume (pcs)	500
Trading volume	7,771.00
Number of trades	4
Last size	500

Futures and Options









Related Futures	-
Related Options	-

5y



Information about previous performance does not guarantee future performance.
Source: FactSet

Recent research

on instrument	on sector	on market
Date	Headline	Download
2022/08/08	 Global Equity Ratings	
2022/08/08	 Aktienempfehlungen Global	
2022/07/25	 Global Equity Ratings	
2022/07/25	 Aktienempfehlungen Global	
2022/07/19	 Aktienempfehlungen Global	

Details

2022/08/12 09:56:02

Price

15.542 EUR

Difference ▲ 2.24% (0.34)

General attributes

ISIN	JP3633400001
Symbol	7203
Exchange	Stuttgart
Currency	EUR
Sector	Automotive
Security type	Stock
Market cap (m)	213,431 EUR
Benchmark	NIKKEI 225

Market data

Bid (Bid size)	- (0)
Ask (Ask size)	- (0)
Open	15.474 EUR
High	15.542 EUR
Low	15.474 EUR
Close (prev. day)	15.202 EUR
VWAP	-
Volume (pcs)	500
Trading volume	7,771.00
Number of trades	4
Last size	500

Performance and Risk

	6m	1y	3y
Perf (%)	-9.87%	+0.73%	+34.28%
Perf (abs.)	-1.70	+0.11	+3.97
Beta	1.34	1.23	1.12
Volatility	32.78	34.51	30.48

5y



Information about previous performance does not guarantee future performance.
Source: FactSet

Price data

Ø price 5 days Ø volume 5 days (pcs.)	15.320 EUR (188)
Ø price 30 days Ø volume 30 days (pcs.)	15.465 EUR (480)
Ø price 100 days Ø volume 100 days (pcs.)	15.544 EUR (578)
Ø price 250 days Ø volume 250 days (pcs.)	15.861 EUR (1,023)
YTD High date	18.702 EUR (2022/01/17)
YTD Low date	14.348 EUR (2022/03/08)
52 Weeks High date	18.702 EUR (2022/01/17)
52 Weeks Low date	13.800 EUR (2021/08/20)

Arbitrage views

Exchange ⊕	Date	Time	Price	Trading volume (mio.)	Number of trades
Vienna Stock Exchange	2022/08/12	17:32	15.688 EUR	0.00	2
Tradegate	2022/08/12	22:26	15.696 EUR	0.38	33
Tokyo Stock Exchange	2022/08/12	08:00	2,135.00 JPY	664.73	16,083
Stuttgart	2022/08/12	09:56	15.542 EUR	0.01	4
Munich	2022/08/12	08:00	15.44 EUR	0.00	1

	12						
London Stock Exchange	2022/02/14	09:01	2,182.00 JPY	5.24			1
Hanover	2022/08/12	08:01	15.316 EUR	0.00			1
Hamburg	2022/08/12	08:01	15.316 EUR	0.00			1
Frankfurt	2022/08/12	16:13	15.454 EUR	0.01			6
FINRA other OTC Issues	2022/08/12	21:52	16.11 USD	0.06			19
Duesseldorf	2022/08/12	21:00	15.496 EUR	0.00			10
Berlin	2022/08/12	08:08	15.422 EUR	0.00			1

Company profile

Company Logo



Contact Details

TOYOTA MOTOR CORP.

--

1 Toyota-cho - 471-8571 Toyota

Telefon: 81-565-28-2121

Fax: 81-565-23-5800

E-mail: -

Company Profile

-

Members of Management Board

Akio Toyoda	Member of Executive Committee
-------------	-------------------------------

Board of directors

Takeshi Uchiyamada	Chairman of Supervisory Board
James Kuffner	Member of Supervisory Board
Philip Craven	Member of Supervisory Board
Ikuro Sugawara	Member of Supervisory Board
Kenta Kon	Member of Supervisory Board
Koji Kobayashi	Member of Supervisory Board
Shigeru Hayakawa	Member of Supervisory Board
Teiko Kudo	Member of Supervisory Board