



# TOYOTA MOTOR CORP

ISIN: **JP3633400001** WKN:  
**7203**

## Overview

2022/09/30 08:00:20

**Price**  
13.146 EUR

**Difference**  -5.68% (-0.79)

### General attributes

ISIN	JP3633400001
Symbol	7203
Exchange	Munich
Currency	EUR
Sector	Automotive
Security type	Stock
Market cap (m)	181,412 EUR
Benchmark	NIKKEI 225

### Market data

Bid (Bid size)	-
Ask (Ask size)	-
Open	13.146 EUR
High	13.146 EUR
Low	13.146 EUR
Close (prev. day)	13.938 EUR
VWAP	14.21 EUR
Volume (pcs)	0
Trading volume	0.00
Number of trades	1
Last size	0

### Futures and Options











Related Futures	-
Related Options	-

5y



Information about previous performance does not guarantee future performance.  
Source: FactSet

### Recent research

on instrument	on sector	on market
Date	Headline	Download
2022/09/26	 Global Equity Ratings	
2022/09/26	 Aktienempfehlungen Global	
2022/09/01	 Global Equity Ratings	
2022/09/01	 Aktienempfehlungen Global	
2022/08/25	 Global Equity Ratings	

## Details

2022/09/30 08:00:20

## Price

13.146 EUR

Difference  -5.68% (-0.79)

## General attributes

ISIN	JP3633400001
Symbol	7203
Exchange	Munich
Currency	EUR
Sector	Automotive
Security type	Stock
Market cap (m)	181,412 EUR
Benchmark	NIKKEI 225

## Market data

Bid (Bid size)	-
Ask (Ask size)	-
Open	13.146 EUR
High	13.146 EUR
Low	13.146 EUR
Close (prev. day)	13.938 EUR
VWAP	14.21 EUR
Volume (pcs)	0
Trading volume	0.00
Number of trades	1
Last size	0

## Performance and Risk

	6m	1y	3y
Perf (%)	-18.56%	-14.65%	+7.75%
Perf (abs.)	-3.00	-2.26	+0.95
Beta	0.89	0.98	0.87
Volatility	27.18	31.13	27.59

5y



Information about previous performance does not guarantee future performance.  
Source: FactSet

## Price data

Ø price 5 days   Ø volume 5 days (pcs.)	13.910 EUR (10)
Ø price 30 days   Ø volume 30 days (pcs.)	14.488 EUR (21)
Ø price 100 days   Ø volume 100 days (pcs.)	15.025 EUR (18)
Ø price 250 days   Ø volume 250 days (pcs.)	15.706 EUR (49)
YTD High   date	18.568 EUR (2022/01/13)
YTD Low   date	13.146 EUR (2022/09/30)
52 Weeks High   date	18.568 EUR (2022/01/13)
52 Weeks Low   date	13.146 EUR (2022/09/30)

## Arbitrage views

Exchange 	Date	Time	Price	Trading volume (mio.)	Number of trades
Vienna Stock Exchange	2022/09/30	17:32	13.456 EUR	0.00	3
Tradegate	2022/09/30	22:26	13.25 EUR	0.06	24
Tokyo Stock Exchange	2022/09/30	08:00	1,876.00 JPY	793.89	23,135
Stuttgart	2022/09/30	08:01	13.212 EUR	0.00	3
Munich	2022/09/30	08:00	13.146 EUR	0.00	1

	30					
London Stock Exchange	2022/02/14	09:01	2,182.00 JPY	5.24		1
Hanover	2022/09/30	08:01	13.01 EUR	0.00		1
Hamburg	2022/09/30	08:00	13.01 EUR	0.00		1
Frankfurt	2022/09/30	16:42	13.50 EUR	0.01		3
FINRA other OTC Issues	2022/09/30	21:56	13.07 USD	1.36		40
Duesseldorf	2022/09/30	21:01	13.30 EUR	0.00		11
Berlin	2022/09/30	08:08	13.144 EUR	0.00		1

## Company profile

### Company Logo



### Contact Details

TOYOTA MOTOR CORP.

--

1 Toyota-cho - 471-8571 Toyota

Telefon: 81-565-28-2121

Fax: 81-565-23-5800

E-mail: -

### Company Profile

-

### Members of Management Board

Akio Toyoda	Member of Executive Committee
-------------	-------------------------------

### Board of directors

Takeshi Uchiyamada	Chairman of Supervisory Board
James Kuffner	Member of Supervisory Board
Philip Craven	Member of Supervisory Board
Ikuro Sugawara	Member of Supervisory Board
Kenta Kon	Member of Supervisory Board
Koji Kobayashi	Member of Supervisory Board
Shigeru Hayakawa	Member of Supervisory Board
Teiko Kudo	Member of Supervisory Board