

AIRGAIN INC COM USD0.0001

ISIN: **US00938A1043** WKN: **00938A104**

Overview

2024/09/13 20:07:33

Price
6.45 EURDifference  0.00% (0.00)

General attributes

ISIN	US00938A1043
Symbol	AIRG
Exchange	Stuttgart
Currency	EUR
Sector	-
Security type	Stock
Market cap (m)	75 EUR
Benchmark	S&P 500

Market data

Bid (Bid size)	- (0)
Ask (Ask size)	- (0)
Open	6.45 EUR
High	6.45 EUR
Low	6.35 EUR
Close (prev. day)	6.45 EUR
VWAP	-
Volume (pcs)	0
Trading volume	0.00
Number of trades	5
Last size	0

Futures and Options

Related Futures	-
Related Options	-











5y



Information about previous performance does not guarantee future performance.
Source: FactSet

Recent research

on market

Date	Headline	Download
2024/09/11	 Global Equity Ratings	
2024/09/11	 Aktienempfehlungen Global	
2024/09/09	 Marktkommentar	
2024/09/05	 Global Equity Ratings	
2024/09/05	 Aktienempfehlungen Global	

Details

2024/09/13 20:07:33

Price
6.45 EUR

Difference ➔ 0.00% (0.00)

General attributes

ISIN	US00938A1043
Symbol	AIRG
Exchange	Stuttgart
Currency	EUR
Sector	-
Security type	Stock
Market cap (m)	75 EUR
Benchmark	S&P 500

Market data

Bid (Bid size)	- (0)
Ask (Ask size)	- (0)
Open	6.45 EUR
High	6.45 EUR
Low	6.35 EUR
Close (prev. day)	6.45 EUR
VWAP	-
Volume (pcs)	0
Trading volume	0.00
Number of trades	5
Last size	0

Performance and Risk

	6m	1y	3y
Perf (%)	+37.82%	+60.45%	-41.89%
Perf (abs.)	+1.77	+2.43	-4.65
Beta	-	-	-
Volatility	57.53	92.82	70.03

5y



Information about previous performance does not guarantee future performance.
Source: FactSet

Price data

Ø price 5 days Ø volume 5 days (pcs.)	6.45 EUR (0)
Ø price 30 days Ø volume 30 days (pcs.)	6.38 EUR (0)
Ø price 100 days Ø volume 100 days (pcs.)	5.60 EUR (0)
Ø price 250 days Ø volume 250 days (pcs.)	4.31 EUR (2)
YTD High date	6.85 EUR (2024/07/30)
YTD Low date	2.94 EUR (2024/01/18)
52 Weeks High date	6.85 EUR (2024/07/30)
52 Weeks Low date	1.51 EUR (2023/11/13)

All listings for AIRGAIN INC COM USD0.0001

Exchange	Date	Time	Price	Trading volume (mio.)	Number of trades
Stuttgart	2024/09/13	20:07	6.45 EUR	0.00	5
Nasdaq	2024/09/13	22:00	7.35 USD	0.12	284
Frankfurt	2024/09/13	08:20	6.60 EUR	0.00	1

Company profile

Company Logo

Contact Details

AIRGAIN INC

--

Telefon: -

Fax: -

E-mail: -

Company Profile

-