

ACADIA HEALTHCARE CORP INC.

ISIN: **US00404A1097** WKN: **00404A109**

Overview

2024/09/13 20:07:38

Price

69.50 EUR

Difference  0.00% (0.00)

General attributes

ISIN	US00404A1097
Symbol	ACHC
Exchange	Stuttgart
Currency	EUR
Sector	-
Security type	Stock
Market cap (m)	6,558 EUR
Benchmark	S&P 500

Market data

Bid (Bid size)	- (0)
Ask (Ask size)	- (0)
Open	69.50 EUR
High	69.50 EUR
Low	69.50 EUR
Close (prev. day)	69.50 EUR
VWAP	-
Volume (pcs)	0
Trading volume	0.00
Number of trades	5
Last size	0

Futures and Options

Related Futures	-
Related Options	-







5y



Information about previous performance does not guarantee future performance.

Source: FactSet

Recent research

on market		
Date	Headline	Download
2024/09/11	 Global Equity Ratings	
2024/09/11	 Aktienempfehlungen Global	
2024/09/09	 Marktkommentar	
2024/09/05	 Global Equity Ratings	
2024/09/05	 Aktienempfehlungen Global	

Details

2024/09/13 20:07:38

Price

69.50 EUR

Difference ➔ 0.00% (0.00)

General attributes

ISIN	US00404A1097
Symbol	ACHC
Exchange	Stuttgart
Currency	EUR
Sector	-
Security type	Stock
Market cap (m)	6,558 EUR
Benchmark	S&P 500

Market data

Bid (Bid size)	- (0)
Ask (Ask size)	- (0)
Open	69.50 EUR
High	69.50 EUR
Low	69.50 EUR
Close (prev. day)	69.50 EUR
VWAP	-
Volume (pcs)	0
Trading volume	0.00
Number of trades	5
Last size	0

Performance and Risk

	6m	1y	3y
Perf (%)	-1.42%	+5.30%	+27.52%
Perf (abs.)	-1.00	+3.50	+15.00
Beta	-	-	-
Volatility	39.51	33.31	33.08

5y



Information about previous performance does not guarantee future performance.
Source: FactSet

Price data

Ø price 5 days Ø volume 5 days (pcs.)	69.10 EUR (0)
Ø price 30 days Ø volume 30 days (pcs.)	68.23 EUR (20)
Ø price 100 days Ø volume 100 days (pcs.)	63.86 EUR (7)
Ø price 250 days Ø volume 250 days (pcs.)	68.11 EUR (3)
YTD High date	80.50 EUR (2024/02/28)
YTD Low date	56.50 EUR (2024/05/29)
52 Weeks High date	80.50 EUR (2024/02/28)
52 Weeks Low date	56.50 EUR (2024/05/29)

All listings for ACADIA HEALTHCARE CORP INC.

Exchange	Date	Time	Price	Trading volume (mio.)	Number of trades
Stuttgart	2024/09/13	20:07	69.50 EUR	0.00	5
Nasdaq	2024/09/13	22:00	78.23 USD	26.31	8,133
Munich	2024/09/13	08:03	70.00 EUR	0.00	1
Frankfurt	2024/09/13	08:02	69.50 EUR	0.00	2
Duesseldorf	2024/09/13	19:32	69.00 EUR	0.00	7
Berlin	2024/09/13	20:30	70.00 EUR	0.00	19

Company profile

Company Logo



Company Profile

-

Contact Details

ACADIA HEALTHCARE CO. INC.

--

Telefon: -

Fax: -

E-mail: -