

A2A SPA

ISIN: IT0001233417

WKN: MTA-AEM

Overview

2024/04/23 21:50:05

Price
1.818 EURDifference  3.74% (0.07)

General attributes

ISIN	IT0001233417
Symbol	A2A
Exchange	Berlin
Currency	EUR
Sector	Utilities
Security type	Stock
Market cap (m)	5,694 EUR
Benchmark	FTSE MIB INDEX

Market data

Bid (Bid size)	-
Ask (Ask size)	-
Open	1.758 EUR
High	1.818 EUR
Low	1.7495 EUR
Close (prev. day)	1.7525 EUR
VWAP	-
Volume (pcs)	0
Trading volume	0.00
Number of trades	18
Last size	0

Futures and Options






Related Futures	23
Related Options	-

5y



Information about previous performance does not guarantee future performance.
Source: FactSet

Recent research

on sector		on market	
Date		Headline	Download
2024/04/15		Aktienempfehlungen Österreich	
2024/04/03		Global Equity Ratings	
2024/04/03		Aktienempfehlungen Global	
2024/04/03		Aktienempfehlungen Österreich	
2024/03/18		Aktienempfehlungen Österreich	

Details

2024/04/23 21:50:05

Price

1.818 EUR

Difference ▲ 3.74% (0.07)

General attributes

ISIN	IT0001233417
Symbol	A2A
Exchange	Berlin
Currency	EUR
Sector	Utilities
Security type	Stock
Market cap (m)	5,694 EUR
Benchmark	FTSE MIB INDEX

Market data

Bid (Bid size)	-
Ask (Ask size)	-
Open	1.758 EUR
High	1.818 EUR
Low	1.7495 EUR
Close (prev. day)	1.7525 EUR
VWAP	-
Volume (pcs)	0
Trading volume	0.00
Number of trades	18
Last size	0

Performance and Risk

	6m	1y	3y
Perf (%)	+7.16%	+15.65%	+14.12%
Perf (abs.)	+0.12	+0.25	+0.23
Beta	0.68	0.75	0.78
Volatility	21.06	21.07	24.85

5y



Information about previous performance does not guarantee future performance.
Source: FactSet

Price data

Ø price 5 days Ø volume 5 days (pcs.)	1.737 EUR (0)
Ø price 30 days Ø volume 30 days (pcs.)	1.668 EUR (167)
Ø price 100 days Ø volume 100 days (pcs.)	1.769 EUR (50)
Ø price 250 days Ø volume 250 days (pcs.)	1.732 EUR (92)
YTD High date	1.928 EUR (2024/01/10)
YTD Low date	1.609 EUR (2024/03/22)
52 Weeks High date	2.026 EUR (2023/12/08)
52 Weeks Low date	1.504 EUR (2023/05/26)

All listings for A2A SPA

Exchange 📍	Date	Time	Price	Trading volume (mio.)	Number of trades
Vienna Stock Exchange	2024/04/23	09:05	1.7775 EUR	0.00	3
Tradegate	2024/04/23	22:26	1.821 EUR	0.01	3
Stuttgart	2024/04/23	14:38	1.7705 EUR	0.00	8
Munich	2024/04/23	08:02	1.7275 EUR	0.00	2
London Stock Exchange	2024/	17:30	1.7945 EUR	0.01	1

European Trade Reporting	04/23					
Frankfurt	2024/ 04/23	08:02	1.727 EUR	0.00		2
FINRA other OTC Issues	2022/ 05/27	15:30	1.22 USD	0.00		1
Euronext Milan MTF Trading After Hours	2024/ 04/23	20:26	1.82 EUR	0.07		22
Euronext Milan	2024/ 04/23	17:44	1.8175 EUR	99.20		13,906
Duesseldorf	2024/ 04/23	19:31	1.804 EUR	0.00		7
Berlin	2024/ 04/23	21:50	1.818 EUR	0.00		18

Company profile

Company Logo



Contact Details

A2A SPA

--

Corso di Porta Vittoria, 4 - 20122 Milan

Telefon: +39-2-77201

Fax: +39-2-7203920

E-mail: -

Company Profile

-

Members of Management Board

Renato Mazzoncini	Chairman of Managing Board
Luca Moroni	Member of Executive Committee

Board of directors

Roberto Tasca	Chairman of Supervisory Board
Vincenzo Cariello	Member of Supervisory Board
Alessandro Zunino	Member of Supervisory Board
Elisabetta Cristiana Bombana	Member of Supervisory Board
Elisabetta Pistis	Member of Supervisory Board
Fabio Lavini	Member of Supervisory Board
Giovanni Comboni	Member of Supervisory Board
Maria Speranza	Member of Supervisory Board
Maria Elisa D'Amico	Member of Supervisory Board
Mario Motta	Member of Supervisory Board
Susanna Dorigoni	Member of Supervisory Board