

FAES FARMA SA EUR0.1(REGD)

ISIN: **ES0134950F36** WKN: -

Overview

2024/08/09 08:06:10

Price

3.435 EUR

Difference  0.15% (0.01)

General attributes

ISIN ES0134950F36

Symbol FAE

Exchange Frankfurt

Currency EUR

Sector Chemical / Pharmaceutical / Health

Security type Stock

Market cap (m) 1,112 EUR

Benchmark IBEX 35

Market data

Bid (Bid size) 3.47 EUR (1,000)

Ask (Ask size) 3.565 EUR (1,000)

Open 3.435 EUR

High 3.435 EUR

Low 3.435 EUR

Close (prev. day) 3.43 EUR

VWAP 3.47 EUR

Volume (pcs) 0

Trading volume 0.00

Number of trades 1

Last size 0

Futures and Options

Related Futures -

Related Options 663

5y






Information about previous performance does not guarantee future performance.

Source: FactSet

Recent research

on sector

on market

| Date | | Headline | Download |
|------------|---|-------------------------------|---|
| 2024/08/09 |  | Equity Weekly |  |
| 2024/07/29 |  | Aktienempfehlungen Österreich |  |
| 2024/07/24 |  | Global Equity Ratings |  |
| 2024/07/24 |  | Aktienempfehlungen Global |  |
| 2024/07/15 |  | Aktienempfehlungen Global |  |

Details

2024/08/09 08:06:10

Price

3.435 EUR

Difference ▲ 0.15% (0.01)

General attributes

| | |
|----------------|------------------------------------|
| ISIN | ES0134950F36 |
| Symbol | FAE |
| Exchange | Frankfurt |
| Currency | EUR |
| Sector | Chemical / Pharmaceutical / Health |
| Security type | Stock |
| Market cap (m) | 1,112 EUR |
| Benchmark | IBEX 35 |

Market data

| | |
|-------------------|-------------------|
| Bid (Bid size) | 3.47 EUR (1,000) |
| Ask (Ask size) | 3.565 EUR (1,000) |
| Open | 3.435 EUR |
| High | 3.435 EUR |
| Low | 3.435 EUR |
| Close (prev. day) | 3.43 EUR |
| VWAP | 3.47 EUR |
| Volume (pcs) | 0 |
| Trading volume | 0.00 |
| Number of trades | 1 |
| Last size | 0 |

Performance and Risk

| | 6m | 1y | 3y |
|-------------|---------|---------|--------|
| Perf (%) | +13.01% | +12.27% | +8.00% |
| Perf (abs.) | +0.40 | +0.38 | +0.25 |
| Beta | 0.50 | 0.57 | 0.46 |
| Volatility | 21.03 | 18.92 | 21.67 |

5y



Information about previous performance does not guarantee future performance.
Source: FactSet

Price data

| | |
|---|------------------------|
| Ø price 5 days Ø volume 5 days (pcs.) | 3.451 EUR (0) |
| Ø price 30 days Ø volume 30 days (pcs.) | 3.475 EUR (20) |
| Ø price 100 days Ø volume 100 days (pcs.) | 3.425 EUR (6) |
| Ø price 250 days Ø volume 250 days (pcs.) | 3.208 EUR (48) |
| YTD High date | 3.785 EUR (2024/06/03) |
| YTD Low date | 2.845 EUR (2024/02/27) |
| 52 Weeks High date | 3.785 EUR (2024/06/03) |
| 52 Weeks Low date | 2.845 EUR (2023/10/26) |

All listings for FAES FARMA SA EUR0.1(REGD)

| Exchange 📍 | Date | Time | Price | Trading volume (mio.) | Number of trades |
|---|------------|-------|------------|-----------------------|------------------|
| Tradegate | 2024/08/09 | 11:21 | 3.50 EUR | 0.00 | 3 |
| Stuttgart | 2024/08/09 | 08:01 | 3.38 EUR | 0.00 | 1 |
| Munich | 2024/08/09 | 08:11 | 3.53 EUR | 0.00 | 1 |
| London Stock Exchange European Trade Reporting | 2024/08/09 | 17:30 | 3.5125 EUR | 0.00 | 2 |
| Frankfurt | 2024/08/09 | 08:06 | 3.435 EUR | 0.00 | 1 |

| | | | | | |
|-----------------------|----------------|-------|-----------|------|-----|
| | 08/09 | | | | |
| Duesseldorf | 2024/ 08/09 | 19:31 | 3.495 EUR | 0.00 | 5 |
| Berlin | 2024/ 08/09 | 08:18 | 3.42 EUR | 0.00 | 1 |
| BME Continuous Market | 2024/ 08/09 | 17:35 | 3.515 EUR | 0.41 | 161 |

Company profile

Company Logo



Company Profile

-

Contact Details

FAES FARMA SA

Casilda Correas

C/Máximo Aguirre, 14 48940 Lamiaco,
Vizcaya

Telefon: +34 94 46 39 000

Fax: +34 94 46 49 103

E-mail: ccorreas@faes.es