

COSTAR GROUP INC.

ISIN: **US22160N1090** WKN: **22160N109**

Overview

2024/06/21 21:53:07

Price
68.81 EURDifference  2.33% (1.57)

General attributes

ISIN	US22160N1090
Symbol	CSGP
Exchange	Stuttgart
Currency	EUR
Sector	Other
Security type	Stock
Market cap (m)	28,212 EUR
Benchmark	S&P 500

Market data

Bid (Bid size)	- (0)
Ask (Ask size)	- (0)
Open	67.70 EUR
High	68.81 EUR
Low	67.70 EUR
Close (prev. day)	67.24 EUR
VWAP	-
Volume (pcs)	50
Trading volume	3,436.00
Number of trades	11
Last size	0

Futures and Options










Related Futures	-
Related Options	-



5y

Information about previous performance does not guarantee future performance.
Source: FactSet

Recent research

on sector		on market	
Date		Headline	Download
2024/06/21		Equity Weekly	
2024/06/21		Global Equity Ratings	
2024/06/21		Aktienempfehlungen Global	
2024/06/14		Equity Weekly	
2024/06/14		Global Equity Ratings	

Details

2024/06/21 21:53:07

Price

68.81 EUR

Difference ▲ 2.33% (1.57)

General attributes

ISIN	US22160N1090
Symbol	CSGP
Exchange	Stuttgart
Currency	EUR
Sector	Other
Security type	Stock
Market cap (m)	28,212 EUR
Benchmark	S&P 500

Market data

Bid (Bid size)	- (0)
Ask (Ask size)	- (0)
Open	67.70 EUR
High	68.81 EUR
Low	67.70 EUR
Close (prev. day)	67.24 EUR
VWAP	-
Volume (pcs)	50
Trading volume	3,436.00
Number of trades	11
Last size	0

Performance and Risk

	6m	1y	3y
Perf (%)	-12.90%	-13.45%	-6.41%
Perf (abs.)	-10.19	-10.69	-4.71
Beta	0.96	1.11	1.16
Volatility	37.40	31.87	40.17

5y



Information about previous performance does not guarantee future performance.
Source: FactSet

Price data

Ø price 5 days Ø volume 5 days (pcs.)	67.64 EUR (10)
Ø price 30 days Ø volume 30 days (pcs.)	74.27 EUR (5)
Ø price 100 days Ø volume 100 days (pcs.)	79.27 EUR (4)
Ø price 250 days Ø volume 250 days (pcs.)	77.05 EUR (2)
YTD High date	90.50 EUR (2024/03/18)
YTD Low date	67.12 EUR (2024/06/18)
52 Weeks High date	90.50 EUR (2024/03/18)
52 Weeks Low date	62.50 EUR (2023/10/25)

Arbitrage views

Exchange	Date	Time	Price	Trading volume (mio.)	Number of trades
Tradegate	2024/06/21	22:26	69.17 EUR	0.01	2
Stuttgart	2024/06/21	21:53	68.81 EUR	0.00	11
Nasdaq	2024/06/21	22:00	73.94 USD	503.42	44,528
Munich	2024/06/21	08:04	68.22 EUR	0.00	1
Frankfurt	2024/06/21	08:10	67.69 EUR	0.00	2
Berlin	2024/06/21	20:30	68.39 EUR	0.00	19

Company profile

Company Logo



Contact Details

COSTAR GROUP INC.

--

1331 L Street, North West - 20005
Washington

Telefon: +1-202-346-6500

Fax: +

E-mail: sales@costar.com

Company Profile

-

Members of Management Board

Michael Klein Chairman of Board of Directors

Angelique Brunner Member of Board of Directors

Christopher Nassetta Member of Board of Directors

John Hill Member of Board of Directors

Laura Kaplan Member of Board of Directors

Louise Sams Member of Board of Directors

Robert Musslewhite Member of Board of Directors

Andrew C. Florance Chairman of Managing Board

Frank Simuro Member of Executive Committee

Fred Saint Member of Executive Committee

Gene Boxer Member of Executive Committee

Jason Butler Member of Executive Committee

Lisa Ruggles Member of Executive Committee

Michael Desmarais Member of Executive Committee

Scott Wheeler Member of Executive Committee