

## FAGRON N.V.

ISIN: **BE0003874915**

WKN: -

## Overview

2024/05/03 17:35:14

## Price

18.24 EUR

Difference  -0.22% (-0.04)

## General attributes

ISIN BE0003874915

Symbol FAGR

Exchange Euronext Brussels

Currency EUR

Sector Chemical / Pharmaceutical / Health

Security type Stock

Market cap (m) 1,331 EUR

Benchmark BEL 20 INDEX

## Market data

Bid (Bid size) 18.10 EUR (14)

Ask (Ask size) 18.40 EUR (540)

Open 18.30 EUR

High 18.36 EUR

Low 18.20 EUR

Close (prev. day) 18.28 EUR

VWAP 18.272665 EUR

Volume (pcs) 43,659

Trading volume 797,766.00

Number of trades 246

Last size 27

## Futures and Options

Related Futures -

Related Options -




5y



Information about previous performance does not guarantee future performance.

Source: FactSet

## Recent research

on sector		on market	
Date		Headline	Download
2024/04/29		Aktienempfehlungen Österreich	
2024/04/26		Global Equity Ratings	
2024/04/26		Aktienempfehlungen Global	
2024/04/15		Aktienempfehlungen Österreich	
2024/04/03		Global Equity Ratings	

## Details

2024/05/03 17:35:14

### Price

18.24 EUR

**Difference** 📉 -0.22% (-0.04)

### General attributes

ISIN	BE0003874915
Symbol	FAGR
Exchange	Euronext Brussels
Currency	EUR
Sector	Chemical / Pharmaceutical / Health
Security type	Stock
Market cap (m)	1,331 EUR
Benchmark	BEL 20 INDEX

### Market data

Bid (Bid size)	18.10 EUR (14)
Ask (Ask size)	18.40 EUR (540)
Open	18.30 EUR
High	18.36 EUR
Low	18.20 EUR
Close (prev. day)	18.28 EUR
VWAP	18.272665 EUR
Volume (pcs)	43,659
Trading volume	797,766.00
Number of trades	246
Last size	27

### Performance and Risk

	6m	1y	3y
Perf (%)	+8.19%	+9.29%	-1.30%
Perf (abs.)	+1.38	+1.55	-0.24
Beta	0.25	0.41	0.55
Volatility	17.57	19.11	26.75

5y



Information about previous performance does not guarantee future performance.

Source: FactSet

### Price data

Ø price 5 days   Ø volume 5 days (pcs.)	18.14 EUR (51,421)
Ø price 30 days   Ø volume 30 days (pcs.)	17.52 EUR (64,095)
Ø price 100 days   Ø volume 100 days (pcs.)	17.31 EUR (51,971)
Ø price 250 days   Ø volume 250 days (pcs.)	16.77 EUR (58,924)
YTD High   date	18.40 EUR (2024/04/11)
YTD Low   date	16.52 EUR (2024/01/02)
52 Weeks High   date	18.40 EUR (2024/04/11)
52 Weeks Low   date	14.64 EUR (2023/06/27)

### Arbitrage views

Exchange	Date	Time	Price	Trading volume (mio.)	Number of trades
Tradegate	2024/05/03	22:02	18.28 EUR	0.00	1
Stuttgart	2024/05/03	13:26	18.18 EUR	0.00	5
London Stock Exchange European Trade Reporting	2024/05/03	17:30	18.29 EUR	0.00	2
Frankfurt	2024/05/03	08:05	18.26 EUR	0.00	2

FINRA other OTC Issues	2024/ 03/22	18:04	18.5893 USD	0.04	2
Euronext Milan MTF Trading After Hours	-	-	-	0.00	-
Euronext Brussels	2024/ 05/03	17:35	18.24 EUR	0.80	246
Duesseldorf	2024/ 05/03	08:11	18.24 EUR	0.00	3
Berlin	2024/ 05/03	21:50	18.26 EUR	0.00	18

## Company profile

### Company Logo



### Contact Details

FAGRON NV

--

Venecoweg 20A - 9810 Nazareth

Telefon: +32-8-001-28-80

Fax: +32-9-216-24-91

E-mail: -

### Company Profile

-

#### Members of Management Board

Rafael Padilla Chairman of Managing Board

Karin de Jong Member of Executive Committee

Vera Bakker Member of Executive Committee

#### Board of directors

Koen Hoffman Chairman of Supervisory Board

Ann Rita Desender Member of Supervisory Board

Els Vandecandelaere Member of Supervisory Board

Karin de Jong Member of Supervisory Board

Klaus Röhrig Member of Supervisory Board

Neeraj Sharma Member of Supervisory Board

Robert J. W. ten Hoedt Member of Supervisory Board