

ASML HOLDING N.V. ADR

ISIN: **USN070592100** WKN: **N07059210**

Overview

2024/08/09 08:08:29

Price

804.00 EUR

Difference  4.15% (32.00)

General attributes

ISIN	USN070592100
Symbol	ASML
Exchange	Berlin
Currency	EUR
Sector	Technology
Security type	Stock
Market cap (m)	308,443 EUR
Benchmark	AMSTERDAM EXCHANGES INDEX

Market data

Bid (Bid size)	-
Ask (Ask size)	-
Open	804.00 EUR
High	804.00 EUR
Low	804.00 EUR
Close (prev. day)	772.00 EUR
VWAP	-
Volume (pcs)	0
Trading volume	0.00
Number of trades	3
Last size	0

Futures and Options











Related Futures	-
Related Options	-

5y



Information about previous performance does not guarantee future performance.
Source: FactSet

Recent research

on sector		on market	
Date		Headline	Download
2024/08/09		Equity Weekly	
2024/08/02		Equity Weekly	
2024/07/29		Aktienempfehlungen Österreich	
2024/07/26		Equity Weekly	
2024/07/24		Global Equity Ratings	

Details

2024/08/09 08:08:29

Price

804.00 EUR

Difference ▲ 4.15% (32.00)

General attributes

ISIN	USN070592100
Symbol	ASML
Exchange	Berlin
Currency	EUR
Sector	Technology
Security type	Stock
Market cap (m)	308,443 EUR
Benchmark	AMSTERDAM EXCHANGES INDEX

Market data

Bid (Bid size)	-
Ask (Ask size)	-
Open	804.00 EUR
High	804.00 EUR
Low	804.00 EUR
Close (prev. day)	772.00 EUR
VWAP	-
Volume (pcs)	0
Trading volume	0.00
Number of trades	3
Last size	0

Performance and Risk

	6m	1y	3y
Perf (%)	-6.51%	+30.10%	+19.64%
Perf (abs.)	-56.00	+186.00	+132.00
Beta	2.65	2.12	1.65
Volatility	44.24	36.88	38.81

5y



Information about previous performance does not guarantee future performance.
Source: FactSet

Price data

Ø price 5 days Ø volume 5 days (pcs.)	772.40 EUR (0)
Ø price 30 days Ø volume 30 days (pcs.)	884.93 EUR (4)
Ø price 100 days Ø volume 100 days (pcs.)	891.50 EUR (3)
Ø price 250 days Ø volume 250 days (pcs.)	761.78 EUR (2)
YTD High date	1,010.00 EUR (2024/07/11)
YTD Low date	640.00 EUR (2024/01/08)
52 Weeks High date	1,010.00 EUR (2024/07/11)
52 Weeks Low date	542.00 EUR (2023/09/27)

Arbitrage views

Exchange 📍	Date	Time	Price	Trading volume (mio.)	Number of trades
Vienna Stock Exchange	2024/08/09	15:32	788.00 EUR	0.01	4
Tradegate	2024/08/09	22:26	790.00 EUR	0.38	57
Stuttgart	2024/08/09	16:31	780.00 EUR	0.02	12
Nasdaq	2024/08/09	22:00	860.55 USD	815.33	48,855
Munich	2024/08/09	08:11	808.00 EUR	0.00	2

	09						
London Stock Exchange	2024/08/08	15:58	854.57 USD	0.00		6	
Frankfurt	2024/08/09	19:59	790.00 EUR	0.23		5	
Duesseldorf	2024/08/09	19:31	788.00 EUR	0.00		6	
Berlin	2024/08/09	08:08	804.00 EUR	0.00		3	

Company profile

Company Logo



Contact Details

ASML HOLDING NV

- -

De Run 6501 - 5504 DR Veldhoven

Telefon: +31-40-268-30-00

Fax: +31-40-268-20-00

E-mail: corpcom@asml.com

Company Profile

-

Members of Management Board

Christophe Fouquet Chairman of
Managing Board

Frédéric Schneider-
Maunoury Member of Executive
Committee

Jim Koonmen Member of Executive
Committee

Roger Dassen Member of Executive
Committee

Wayne Allan Member of Executive
Committee

Board of directors

Nils Andersen Chairman of
Supervisory Board

Ann Steegen Member of
Supervisory Board

Alexander Friedrich Member of
Supervisory Board

Antoinette P. Aris Member of
Supervisory Board

Birgit Conix Member of
Supervisory Board

D. Mark Durcan Member of
Supervisory Board

David Warren East Member of
Supervisory Board

Jack P. de Kreij Member of
Supervisory Board

Terri Kelly Member of
Supervisory Board