

JOHNSON & JOHNSON

ISIN: US4781601046 WKN: 478160104

Overview

2024/07/16 08:08:20

Price
136.96 EURDifference  -0.55% (-0.76)

General attributes

| | |
|----------------|-------------------|
| ISIN | US4781601046 |
| Symbol | JNJ |
| Exchange | Berlin |
| Currency | EUR |
| Sector | Consumer Products |
| Security type | Stock |
| Market cap (m) | 329,580 EUR |
| Benchmark | S&P 500 |

Market data

| | |
|-------------------|------------------|
| Bid (Bid size) | 137.80 EUR (600) |
| Ask (Ask size) | 138.02 EUR (600) |
| Open | 136.96 EUR |
| High | 136.96 EUR |
| Low | 136.96 EUR |
| Close (prev. day) | 137.72 EUR |
| VWAP | 106.40 EUR |
| Volume (pcs) | 0 |
| Trading volume | 0.00 |
| Number of trades | 1 |
| Last size | 0 |

Futures and Options











| | |
|-----------------|----|
| Related Futures | 15 |
| Related Options | - |

5y



Information about previous performance does not guarantee future performance.
Source: FactSet

Recent research

| on instrument | on sector | on market |
|---------------|---|---|
| Date | Headline | Download |
| 2024/07/15 |  Aktienempfehlungen Global |  |
| 2024/07/12 |  Global Equity Ratings |  |
| 2024/06/21 |  Global Equity Ratings |  |
| 2024/06/21 |  Aktienempfehlungen Global |  |
| 2024/06/14 |  Global Equity Ratings |  |

Details

2024/07/16 08:08:20

Price

136.96 EUR

Difference ▼ -0.55% (-0.76)

General attributes

| | |
|----------------|-------------------|
| ISIN | US4781601046 |
| Symbol | JNJ |
| Exchange | Berlin |
| Currency | EUR |
| Sector | Consumer Products |
| Security type | Stock |
| Market cap (m) | 329,580 EUR |
| Benchmark | S&P 500 |

Market data

| | |
|-------------------|------------------|
| Bid (Bid size) | 137.80 EUR (600) |
| Ask (Ask size) | 138.02 EUR (600) |
| Open | 136.96 EUR |
| High | 136.96 EUR |
| Low | 136.96 EUR |
| Close (prev. day) | 137.72 EUR |
| VWAP | 106.40 EUR |
| Volume (pcs) | 0 |
| Trading volume | 0.00 |
| Number of trades | 1 |
| Last size | 0 |

Performance and Risk

| | 6m | 1y | 3y |
|-------------|--------|--------|--------|
| Perf (%) | -6.88% | -2.40% | -3.50% |
| Perf (abs.) | -10.18 | -3.38 | -5.00 |
| Beta | 0.15 | 0.20 | 0.30 |
| Volatility | 14.06 | 16.49 | 17.34 |

5y



Information about previous performance does not guarantee future performance.
Source: FactSet

Price data

| | |
|---|-------------------------|
| Ø price 5 days Ø volume 5 days (pcs.) | 136.67 EUR (0) |
| Ø price 30 days Ø volume 30 days (pcs.) | 136.19 EUR (15) |
| Ø price 100 days Ø volume 100 days (pcs.) | 139.97 EUR (15) |
| Ø price 250 days Ø volume 250 days (pcs.) | 144.24 EUR (16) |
| YTD High date | 149.40 EUR (2024/03/01) |
| YTD Low date | 132.80 EUR (2024/05/29) |
| 52 Weeks High date | 160.10 EUR (2023/08/18) |
| 52 Weeks Low date | 132.80 EUR (2024/05/29) |

All listings for JOHNSON & JOHNSON

| Exchange | Date | Time | Price | Trading volume (mio.) | Number of trades |
|-----------------------|------------|-------|------------|-----------------------|------------------|
| Xetra | 2024/07/16 | 17:23 | 138.04 EUR | 0.21 | 76 |
| Vienna Stock Exchange | 2024/07/16 | 17:01 | 138.24 EUR | 0.01 | 6 |
| Tradegate | 2024/07/16 | 17:17 | 138.12 EUR | 0.51 | 118 |
| Stuttgart | 2024/07/16 | 16:32 | 138.28 EUR | 0.49 | 8 |
| SIX Swiss Exchange | 2023/ | 17:36 | 500.00 CHF | 0.00 | 1 |

| | | | | | | |
|--|----------------|-------|------------|--------|--|--------|
| | 03/01 | | | | | |
| SIX Swiss Exchange | 2023/ 05/25 | 17:36 | 136.00 USD | 0.00 | | 1 |
| NYSE | 2024/ 07/16 | 17:23 | 150.10 USD | 242.58 | | 59,920 |
| Munich | 2024/ 07/16 | 08:04 | 137.32 EUR | 0.00 | | 1 |
| London Stock Exchange | 2024/ 07/16 | 16:57 | 150.14 USD | 0.03 | | 13 |
| Hanover | 2024/ 07/16 | 08:21 | 136.92 EUR | 0.00 | | 1 |
| Hamburg | 2024/ 07/16 | 10:51 | 136.70 EUR | 0.02 | | 2 |
| Frankfurt | 2024/ 07/16 | 17:03 | 138.14 EUR | 0.01 | | 6 |
| Euronext Milan MTF Trading After Hours | 2024/ 07/11 | 20:03 | 138.42 EUR | 0.00 | | 1 |
| Euronext Milan MTF Global Equity Market | 2024/ 07/16 | 09:00 | 137.40 EUR | 0.00 | | 1 |
| Duesseldorf | 2024/ 07/16 | 16:30 | 138.22 EUR | 0.00 | | 4 |
| Berlin | 2024/ 07/16 | 08:08 | 136.96 EUR | 0.00 | | 1 |

Company profile

Company Logo



Contact Details

JOHNSON & JOHNSON

--

One Johnson & Johnson Plaza - 08933 New Brunswick

Telefon: +1-732-524-0400

Fax: +

E-mail: -

Company Profile

-

Members of Management Board

Jennifer Doudna Member of Board of Directors

Mark McClellan Member of Board of Directors

Mary Beckerle Member of Board of Directors

Nadja West Member of Board of Directors

Paula Johnson Member of Board of Directors

Anne Mulcahy Member of Board of Directors

D. Davis Member of Board of Directors

Darius Adamczyk Member of Board of Directors

Eugene Woods Member of Board of Directors

Hubert Joly Member of Board of Directors

Marillyn Hewson Member of Board of Directors

Mark Weinberger Member of Board of Directors

Joaquin Duato Chairman of Managing Board

James Swanson Member of Executive Committee

Jennifer Taubert Member of Executive Committee

Joseph J. Wolk Member of Executive Committee

Kathy Wengel Member of Executive Committee

Liz Forminard Member of Executive Committee

Peter M. Fasolo Member of Executive Committee

Vanessa Broadhurst Member of Executive Committee

William N. Hait Member of Executive Committee