

# KLÉPIERRE S.A.

ISIN:  
**FR0000121964**  
 WKN: **12196**

## Overview

2022/08/19 17:35:07

**Price**

21.60 EUR

**Difference**  -2.35% (-0.52)

**General attributes**

ISIN	FR0000121964
Symbol	LI
Exchange	Euronext Paris
Currency	EUR
Sector	Other
Security type	Stock
Market cap (m)	6,164 EUR
Benchmark	CAC 40 INDEX

**Market data**

Bid (Bid size)	21.45 EUR (50)
Ask (Ask size)	22.22 EUR (10)
Open	22.00 EUR
High	22.04 EUR
Low	21.46 EUR
Close (prev. day)	22.12 EUR
VWAP	21.641347 EUR
Volume (pcs)	885,306
Trading volume	19,159,214.00
Number of trades	3,481
Last size	3,665

**Futures and Options**







Related Futures	30
Related Options	-

5y



Information about previous performance does not guarantee future performance.  
 Source: FactSet

**Recent research**

on sector		on market	
Date		Headline	Download
2022/08/19		Equity Weekly	
2022/08/18		Global Equity Ratings	
2022/08/18		Aktienempfehlungen Global	
2022/08/12		Equity Weekly	
2022/08/08		Global Equity Ratings	

## Details

2022/08/19 17:35:07

## Price

21.60 EUR

Difference  -2.35% (-0.52)

## General attributes

ISIN	FR0000121964
Symbol	LI
Exchange	Euronext Paris
Currency	EUR
Sector	Other
Security type	Stock
Market cap (m)	6,164 EUR
Benchmark	CAC 40 INDEX

## Market data

Bid (Bid size)	21.45 EUR (50)
Ask (Ask size)	22.22 EUR (10)
Open	22.00 EUR
High	22.04 EUR
Low	21.46 EUR
Close (prev. day)	22.12 EUR
VWAP	21.641347 EUR
Volume (pcs)	885,306
Trading volume	19,159,214.00
Number of trades	3,481
Last size	3,665

## Performance and Risk

	6m	1y	3y
Perf (%)	-17.56%	+6.30%	-21.40%
Perf (abs.)	-4.60	+1.28	-5.88
Beta	1.09	0.99	1.27
Volatility	46.14	40.29	57.45

5y



Information about previous performance does not guarantee future performance.  
Source: FactSet

## Price data

Ø price 5 days   Ø volume 5 days (pcs.)	22.35 EUR (708,015)
Ø price 30 days   Ø volume 30 days (pcs.)	21.47 EUR (780,591)
Ø price 100 days   Ø volume 100 days (pcs.)	21.48 EUR (907,298)
Ø price 250 days   Ø volume 250 days (pcs.)	21.45 EUR (992,028)
YTD High   date	26.88 EUR (2022/02/18)
YTD Low   date	17.68 EUR (2022/07/05)
52 Weeks High   date	26.88 EUR (2022/02/18)
52 Weeks Low   date	17.68 EUR (2022/07/05)

## Arbitrage views

Exchange 	Date	Time	Price	Trading volume (mio.)	Number of trades
Tradegate	2022/08/19	22:26	21.58 EUR	0.01	2
Stuttgart	2022/08/19	15:40	21.67 EUR	0.00	11
Munich	2022/08/19	08:00	22.00 EUR	0.00	1
London Stock Exchange European Trade Reporting	2022/08/19	17:30	21.655 EUR	0.00	2
Frankfurt	2022/	17:24	21.58 EUR	0.00	3

	08/19					
FINRA other OTC Issues	2022/ 08/19	15:31	22.37 USD	0.00		2
Euronext Paris	2022/ 08/19	17:35	21.60 EUR	19.16		3,481
Duesseldorf	2022/ 08/19	21:00	21.54 EUR	0.00		10
Berlin	2022/ 08/19	20:56	21.59 EUR	0.00		14

## Company profile

### Company Logo



### Contact Details

KLÉPIERRE SA

--

26, boulevard des Capucines - 75009 Paris

Telefon: 33-1-40-67-57-40

Fax: 33-1-40-67-55-62

E-mail: -

### Company Profile

-

#### Members of Management Board

Jean-Marc Jestin Chairman of Managing Board

Benat Ortega Member of Executive Committee

Jean-Michel Gault Member of Executive Committee

#### Board of directors

David Simon Chairman of Supervisory Board

Béatrice de Clermont Tonnerre Member of Supervisory Board

Catherine Simoni Member of Supervisory Board

Florence von Erb Member of Supervisory Board

John Carrafiell Member of Supervisory Board

Robert Fowlds Member of Supervisory Board

Rose-Marie van Lerberghe Member of Supervisory Board

Stanley Shashoua Member of Supervisory Board

Steven Fivel Member of Supervisory Board