

CHICKEN SOUP FOR THE SOUL ENTERTAINMENT INC. CLASS A

ISIN: **US16842Q1004** WKN: **16842Q100**

Overview

2024/10/18 21:39:29

Price
0.0077 USDDifference  -4.94% (-0.00)

General attributes

ISIN	US16842Q1004
Symbol	CSSE
Exchange	FINRA other OTC Issues
Currency	USD
Sector	Media / Entertainment / Recreation
Security type	Stock
Market cap (m)	0 EUR
Benchmark	S&P 500

Market data

Bid (Bid size)	-
Ask (Ask size)	-
Open	0.0077 USD
High	0.0077 USD
Low	0.0077 USD
Close (prev. day)	0.0081 USD
VWAP	0.0077 USD
Volume (pcs)	10,001
Trading volume	77.00
Number of trades	3
Last size	9,900

Futures and Options





Related Futures	-
Related Options	-

5y



Information about previous performance does not guarantee future performance.
Source: FactSet

Recent research

	on sector	on market	
Date	Headline		Download
2024/10/14		Aktienempfehlungen Österreich	
2024/09/27		Global Equity Ratings	
2024/09/27		Aktienempfehlungen Global	
2024/09/23		Aktienempfehlungen Österreich	
2024/09/11		Global Equity Ratings	

Details

2024/10/18 21:39:29

Price
0.0077 USD

Difference ▼ -4.94% (-0.00)

General attributes

ISIN	US16842Q1004
Symbol	CSSE
Exchange	FINRA other OTC Issues
Currency	USD
Sector	Media / Entertainment / Recreation
Security type	Stock
Market cap (m)	0 EUR
Benchmark	S&P 500

Market data

Bid (Bid size)	-
Ask (Ask size)	-
Open	0.0077 USD
High	0.0077 USD
Low	0.0077 USD
Close (prev. day)	0.0081 USD
VWAP	0.0077 USD
Volume (pcs)	10,001
Trading volume	77.00
Number of trades	3
Last size	9,900

Performance and Risk

	6m	1y	3y
Perf (%)	-94.58%	-97.92%	-99.96%
Perf (abs.)	-0.13	-0.36	-21.65
Beta	-2.06	-2.30	-1.17
Volatility	325.29	236.35	160.70

5y



Information about previous performance does not guarantee future performance.
Source: FactSet

Price data

Ø price 5 days Ø volume 5 days (pcs.)	0.0076 USD (183,240)
Ø price 30 days Ø volume 30 days (pcs.)	0.0091 USD (96,319)
Ø price 100 days Ø volume 100 days (pcs.)	0.0720 USD (843,434)
Ø price 250 days Ø volume 250 days (pcs.)	0.1711 USD (1,667,637)
YTD High date	0.5000 USD (2024/04/24)
YTD Low date	0.0026 USD (2024/10/15)
52 Weeks High date	0.5000 USD (2024/04/24)
52 Weeks Low date	0.0026 USD (2024/10/15)

Arbitrage views

Exchange	Date	Time	Price	Trading volume (mio.)	Number of trades
Stuttgart	2024/07/02	15:31	0.0943 EUR	0.00	4
Frankfurt	2024/07/02	18:00	0.0836 EUR	0.00	2
FINRA other OTC Issues	2024/10/18	21:39	0.0077 USD	0.00	3
Berlin	2024/07/03	08:39	0.1028 EUR	0.00	1

Company profile

Company Logo



Company Profile

-

Contact Details

CHICKEN SOUP FOR THE SOUL
ENTERTAIN.

--

Telefon: -

Fax: -

E-mail: -