

## CHICKEN SOUP FOR THE SOUL ENTERTAINMENT INC. CLASS A

ISIN: **US16842Q1004** WKN: **16842Q100**

## Overview

2024/09/18 16:34:03

Price  
0.01 USDDifference  0.00% (0.00)

## General attributes

ISIN	US16842Q1004
Symbol	CSSE
Exchange	FINRA other OTC Issues
Currency	USD
Sector	Media / Entertainment / Recreation
Security type	Stock
Market cap (m)	0 EUR
Benchmark	S&P 500

## Market data

Bid (Bid size)	-
Ask (Ask size)	-
Open	0.0105 USD
High	0.0105 USD
Low	0.0088 USD
Close (prev. day)	0.01 USD
VWAP	0.009652 USD
Volume (pcs)	22,820
Trading volume	220.25
Number of trades	12
Last size	500

## Futures and Options







Related Futures	-
Related Options	-

5y



Information about previous performance does not guarantee future performance.  
Source: FactSet

## Recent research

on sector		on market	
Date		Headline	Download
2024/09/11		Global Equity Ratings	
2024/09/11		Aktienempfehlungen Global	
2024/09/09		Aktienempfehlungen Österreich	
2024/09/05		Global Equity Ratings	
2024/09/05		Aktienempfehlungen Global	

## Details

2024/09/18 16:34:03

Price  
0.01 USDDifference ➔ 0.00% (0.00)

## General attributes

ISIN US16842Q1004

Symbol CSSE

Exchange FINRA other OTC Issues

Currency USD

Sector Media / Entertainment /  
Recreation

Security type Stock

Market cap (m) 0 EUR

Benchmark S&amp;P 500

## Market data

Bid (Bid size) -

Ask (Ask size) -

Open 0.0105 USD

High 0.0105 USD

Low 0.0088 USD

Close (prev. day) 0.01 USD

VWAP 0.009652 USD

Volume (pcs) 22,820

Trading volume 220.25

Number of trades 12

Last size 500

## Performance and Risk

	6m	1y	3y
Perf (%)	-93.20%	-96.88%	-99.96%
Perf (abs.)	-0.14	-0.31	-25.76
Beta	-	-	-
Volatility	310.73	225.99	155.72

5y



Information about previous performance does not guarantee future performance.  
Source: FactSet

## Price data

Ø price 5 days | Ø volume 5 days (pcs.) 0.01 USD (55,895)

Ø price 30 days | Ø volume 30 days (pcs.) 0.01 USD (73,005)

Ø price 100 days | Ø volume 100 days (pcs.) 0.14 USD (1,573,866)

Ø price 250 days | Ø volume 250 days (pcs.) 0.20 USD (1,675,544)

YTD High | date 0.50 USD (2024/04/24)

YTD Low | date 0.01 USD (2024/09/16)

52 Weeks High | date 0.50 USD (2024/04/24)

52 Weeks Low | date 0.01 USD (2024/09/16)

## Arbitrage views

Exchange <span style="color: blue;">⊕</span>	Date	Time	Price	Trading volume (mio.)	Number of trades
Stuttgart	2024/07/02	15:31	0.0943 EUR	0.00	4
Frankfurt	2024/07/02	18:00	0.0836 EUR	0.00	2
FINRA other OTC Issues	2024/09/18	16:34	0.01 USD	0.00	12
Berlin	2024/07/03	08:39	0.1028 EUR	0.00	1

## Company profile

### Company Logo



### Company Profile

-

### Contact Details

CHICKEN SOUP FOR THE SOUL  
ENTERTAIN.

--

----

Telefon: -

Fax: -

E-mail: -