

CHICKEN SOUP FOR THE SOUL ENTERTAINMENT INC. CLASS A

ISIN: **US16842Q1004** WKN: **16842Q100**

Overview

2024/09/13 19:51:35

Price
0.0095 USDDifference  3.04% (0.00)

General attributes

ISIN	US16842Q1004
Symbol	CSSE
Exchange	FINRA other OTC Issues
Currency	USD
Sector	Media / Entertainment / Recreation
Security type	Stock
Market cap (m)	0 EUR
Benchmark	S&P 500

Market data

Bid (Bid size)	-
Ask (Ask size)	-
Open	0.0092 USD
High	0.0105 USD
Low	0.0088 USD
Close (prev. day)	0.0092 USD
VWAP	0.009263 USD
Volume (pcs)	20,201
Trading volume	187.04
Number of trades	37
Last size	100

Futures and Options







Related Futures	-
Related Options	-

5y



Information about previous performance does not guarantee future performance.
Source: FactSet

Recent research

on sector		on market	
Date		Headline	Download
2024/09/11		Global Equity Ratings	
2024/09/11		Aktienempfehlungen Global	
2024/09/09		Aktienempfehlungen Österreich	
2024/09/05		Global Equity Ratings	
2024/09/05		Aktienempfehlungen Global	

Details

2024/09/13 19:51:35

Price
0.0095 USDDifference ▲ 3.04% (0.00)

General attributes

ISIN	US16842Q1004
Symbol	CSSE
Exchange	FINRA other OTC Issues
Currency	USD
Sector	Media / Entertainment / Recreation
Security type	Stock
Market cap (m)	0 EUR
Benchmark	S&P 500

Market data

Bid (Bid size)	-
Ask (Ask size)	-
Open	0.0092 USD
High	0.0105 USD
Low	0.0088 USD
Close (prev. day)	0.0092 USD
VWAP	0.009263 USD
Volume (pcs)	20,201
Trading volume	187.04
Number of trades	37
Last size	100

Performance and Risk

	6m	1y	3y
Perf (%)	-93.79%	-97.25%	-99.96%
Perf (abs.)	-0.14	-0.34	-23.95
Beta	-	-	-
Volatility	310.23	225.65	155.45

5y



Information about previous performance does not guarantee future performance.
Source: FactSet

Price data

Ø price 5 days Ø volume 5 days (pcs.)	0.0094 USD (101,582)
Ø price 30 days Ø volume 30 days (pcs.)	0.0102 USD (76,948)
Ø price 100 days Ø volume 100 days (pcs.)	0.1457 USD (3,859,288)
Ø price 250 days Ø volume 250 days (pcs.)	0.2034 USD (1,678,899)
YTD High date	0.5000 USD (2024/04/24)
YTD Low date	0.0075 USD (2024/09/11)
52 Weeks High date	0.5000 USD (2024/04/24)
52 Weeks Low date	0.0075 USD (2024/09/11)

All listings for CHICKEN SOUP FOR THE SOUL ENTERTAINMENT INC. CLASS A

Exchange 📍	Date	Time	Price	Trading volume (mio.)	Number of trades
Stuttgart	2024/07/02	15:31	0.0943 EUR	0.00	4
Frankfurt	2024/07/02	18:00	0.0836 EUR	0.00	2
FINRA other OTC Issues	2024/09/13	19:51	0.0095 USD	0.00	37
Berlin	2024/07/03	08:39	0.1028 EUR	0.00	1

Company profile

Company Logo



Company Profile

-

Contact Details

CHICKEN SOUP FOR THE SOUL
ENTERTAIN.

--

Telefon: -

Fax: -

E-mail: -