

NOVO RESOURCES CORP

ISIN: CA67010B1022 WKN: -

Overview

2024/07/26 22:02:11

Price
0.0682 EURDifference  -2.85% (-0.00)

General attributes

ISIN	CA67010B1022
Symbol	NVO
Exchange	Tradegate
Currency	EUR
Sector	Energy / Commodities
Security type	Stock
Market cap (m)	25 EUR
Benchmark	S&P/TSX 60 INDEX

Market data

Bid (Bid size)	0.0626 EUR (31,949)
Ask (Ask size)	0.0738 EUR (27,064)
Open	0.0682 EUR
High	0.0682 EUR
Low	0.0682 EUR
Close (prev. day)	0.0702 EUR
VWAP	0.0706 EUR
Volume (pcs)	-
Trading volume	-
Number of trades	1
Last size	-

Futures and Options






Related Futures	-
Related Options	-

5y



Information about previous performance does not guarantee future performance.
Source: FactSet

Recent research

on sector			
Date		Headline	Download
2024/07/26		Equity Weekly	
2024/07/24		Global Equity Ratings	
2024/07/24		Aktienempfehlungen Global	
2024/07/15		Aktienempfehlungen Global	
2024/07/12		Equity Weekly	

Details

2024/07/26 22:02:11

Price

0.0682 EUR

Difference  -2.85% (-0.00)

General attributes

ISIN	CA67010B1022
Symbol	NVO
Exchange	Tradegate
Currency	EUR
Sector	Energy / Commodities
Security type	Stock
Market cap (m)	25 EUR
Benchmark	S&P/TSX 60 INDEX

Market data

Bid (Bid size)	0.0626 EUR (31,949)
Ask (Ask size)	0.0738 EUR (27,064)
Open	0.0682 EUR
High	0.0682 EUR
Low	0.0682 EUR
Close (prev. day)	0.0702 EUR
VWAP	0.0706 EUR
Volume (pcs)	-
Trading volume	-
Number of trades	1
Last size	-

Performance and Risk

	6m	1y	3y
Perf (%)	-38.96%	-50.21%	-94.71%
Perf (abs.)	-0.04	-0.07	-1.26
Beta	-0.08	0.21	0.46
Volatility	73.18	72.30	78.04

5y



Information about previous performance does not guarantee future performance.
Source: FactSet

Price data

Ø price 5 days Ø volume 5 days (pcs.)	0.0690 EUR (10,220)
Ø price 30 days Ø volume 30 days (pcs.)	0.0719 EUR (9,139)
Ø price 100 days Ø volume 100 days (pcs.)	0.0884 EUR (9,675)
Ø price 250 days Ø volume 250 days (pcs.)	0.1048 EUR (10,154)
YTD High date	0.1305 EUR (2024/04/05)
YTD Low date	0.0642 EUR (2024/07/23)
52 Weeks High date	0.1550 EUR (2023/08/11)
52 Weeks Low date	0.0642 EUR (2024/07/23)

All listings for NOVO RESOURCES CORP

Exchange 	Date	Time	Price	Trading volume (mio.)	Number of trades
Tradegate	2024/07/26	22:02	0.0682 EUR	0.00	1
Toronto Stock Exchange	2024/07/26	19:43	0.105 CAD	0.00	3
Stuttgart	2024/07/26	14:44	0.0648 EUR	0.00	5
Frankfurt	2024/07/26	08:05	0.0624 EUR	0.00	2
FINRA other OTC	2024/07/26	21:58	0.0721 USD	0.01	101

Company profile

Company Logo



Company Profile

-

Contact Details

NOVO RESOURCES CORP

--

Telefon: -

Fax: -

E-mail: -