

NOVO RESOURCES CORP

ISIN: CA67010B1022 WKN: -

Overview

2024/06/28 22:26:36

Price
0.07 EURDifference  0.00% (0.00)

General attributes

ISIN	CA67010B1022
Symbol	NVO
Exchange	Tradedate
Currency	EUR
Sector	Energy / Commodities
Security type	Stock
Market cap (m)	24 EUR
Benchmark	S&P/TSX 60 INDEX

Market data

Bid (Bid size)	0.0642 EUR (17,200)
Ask (Ask size)	0.0758 EUR (14,600)
Open	0.0708 EUR
High	0.0708 EUR
Low	0.0708 EUR
Close (prev. day)	0.07 EUR
VWAP	0.0708 EUR
Volume (pcs)	21,000
Trading volume	1,486.80
Number of trades	1
Last size	-

Futures and Options





Related Futures	-
Related Options	-

5y



Information about previous performance does not guarantee future performance.
Source: FactSet

Recent research

on sector			
Date		Headline	Download
2024/06/24		Aktienempfehlungen Österreich	
2024/06/21		Global Equity Ratings	
2024/06/21		Aktienempfehlungen Global	
2024/06/14		Equity Weekly	
2024/06/14		Global Equity Ratings	

Details

2024/06/28 22:26:36

Price

0.07 EUR

Difference ➔ 0.00% (0.00)

General attributes

ISIN	CA67010B1022
Symbol	NVO
Exchange	Tradegate
Currency	EUR
Sector	Energy / Commodities
Security type	Stock
Market cap (m)	24 EUR
Benchmark	S&P/TSX 60 INDEX

Market data

Bid (Bid size)	0.0642 EUR (17,200)
Ask (Ask size)	0.0758 EUR (14,600)
Open	0.0708 EUR
High	0.0708 EUR
Low	0.0708 EUR
Close (prev. day)	0.07 EUR
VWAP	0.0708 EUR
Volume (pcs)	21,000
Trading volume	1,486.80
Number of trades	1
Last size	-

Performance and Risk

	6m	1y	3y
Perf (%)	-35.64%	-54.62%	-95.06%
Perf (abs.)	-0.04	-0.09	-1.36
Beta	0.01	0.46	0.49
Volatility	72.91	74.99	78.14

5y



Information about previous performance does not guarantee future performance.
Source: FactSet

Price data

Ø price 5 days Ø volume 5 days (pcs.)	0.07 EUR (14,440)
Ø price 30 days Ø volume 30 days (pcs.)	0.09 EUR (6,960)
Ø price 100 days Ø volume 100 days (pcs.)	0.09 EUR (9,291)
Ø price 250 days Ø volume 250 days (pcs.)	0.11 EUR (10,044)
YTD High date	0.13 EUR (2024/04/05)
YTD Low date	0.07 EUR (2024/06/27)
52 Weeks High date	0.17 EUR (2023/07/19)
52 Weeks Low date	0.07 EUR (2024/06/27)

Arbitrage views

Exchange ⊕	Date	Time	Price	Trading volume (mio.)	Number of trades
Tradegate	2024/06/28	22:26	0.07 EUR	0.00	1
Toronto Stock Exchange	2024/06/28	18:39	0.10 CAD	0.00	9
Stuttgart	2024/06/28	15:35	0.0652 EUR	0.00	5
Frankfurt	2024/06/28	08:00	0.0638 EUR	0.00	2
FINRA other OTC	2024/06/28	19:18	0.077 USD	0.01	17

Company profile

Company Logo



Company Profile

-

Contact Details

NOVO RESOURCES CORP

--

Telefon: -

Fax: -

E-mail: -