

ENWAVE CORP

ISIN: CA29410K1084

WKN: -

Overview

2024/07/26 08:01:12

Price
0.14 EURDifference  0.00% (0.00)

General attributes

ISIN	CA29410K1084
Symbol	ENW
Exchange	Hanover
Currency	EUR
Sector	IT-Technology
Security type	Stock
Market cap (m)	17 EUR
Benchmark	S&P/TSX 60 INDEX

Market data

Bid (Bid size)	-
Ask (Ask size)	-
Open	0.14 EUR
High	0.14 EUR
Low	0.14 EUR
Close (prev. day)	0.14 EUR
VWAP	-
Volume (pcs)	0
Trading volume	0.00
Number of trades	1
Last size	0

Futures and Options











Related Futures	-
Related Options	-

5y



Information about previous performance does not guarantee future performance.
Source: FactSet

Recent research

on sector			
Date		Headline	Download
2024/07/26		Equity Weekly	
2024/07/24		Global Equity Ratings	
2024/07/24		Aktienempfehlungen Global	
2024/07/15		Aktienempfehlungen Global	
2024/07/12		Global Equity Ratings	

Details

2024/07/26 08:01:12

Price
0.14 EUR

Difference ↔ 0.00% (0.00)

General attributes

ISIN	CA29410K1084
Symbol	ENW
Exchange	Hanover
Currency	EUR
Sector	IT-Technology
Security type	Stock
Market cap (m)	17 EUR
Benchmark	S&P/TSX 60 INDEX

Market data

Bid (Bid size)	-
Ask (Ask size)	-
Open	0.14 EUR
High	0.14 EUR
Low	0.14 EUR
Close (prev. day)	0.14 EUR
VWAP	-
Volume (pcs)	0
Trading volume	0.00
Number of trades	1
Last size	0

Performance and Risk

	6m	1y	3y
Perf (%)	-20.00%	-36.36%	-77.85%
Perf (abs.)	-0.04	-0.08	-0.49
Beta	1.11	0.64	0.44
Volatility	92.16	86.84	74.88

5y



Information about previous performance does not guarantee future performance.
Source: FactSet

Price data

Ø price 5 days Ø volume 5 days (pcs.)	0.14 EUR (0)
Ø price 30 days Ø volume 30 days (pcs.)	0.14 EUR (0)
Ø price 100 days Ø volume 100 days (pcs.)	0.16 EUR (0)
Ø price 250 days Ø volume 250 days (pcs.)	0.17 EUR (0)
YTD High date	0.23 EUR (2024/01/09)
YTD Low date	0.13 EUR (2024/06/05)
52 Weeks High date	0.24 EUR (2023/12/12)
52 Weeks Low date	0.13 EUR (2024/06/05)

All listings for ENWAVE CORP

Exchange ⊕	Date	Time	Price	Trading volume (mio.)	Number of trades
Tradegate	2024/07/26	22:02	0.159 EUR	0.00	1
TSX Venture Exchange	2024/07/25	15:45	0.235 CAD	0.00	2
Stuttgart	2024/07/26	14:44	0.145 EUR	0.00	5
Munich	2024/07/26	08:02	0.157 EUR	0.00	1
Hanover	2024/07/26	08:01	0.14 EUR	0.00	1

	26					
Hamburg	2024/07/26	08:01	0.14 EUR	0.00		1
Frankfurt	2024/07/26	08:10	0.142 EUR	0.00		2
FINRA other OTC Issues	2024/07/26	21:53	0.17 USD	0.00		8
Duesseldorf	2024/07/26	08:10	0.142 EUR	0.00		1
Berlin	2024/07/26	20:48	0.16 EUR	0.00		20

Company profile

Company Logo



Company Profile

-

Contact Details

ENWAVE CORP

--

Telefon: -

Fax: -

E-mail: -